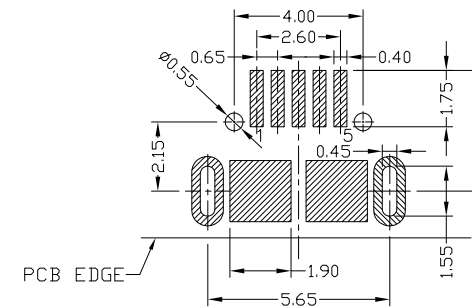
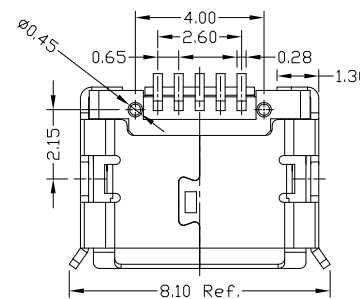
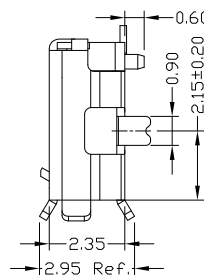
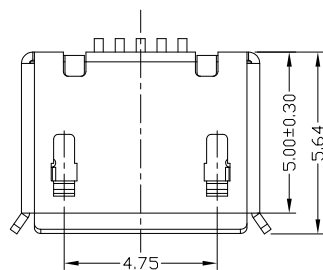
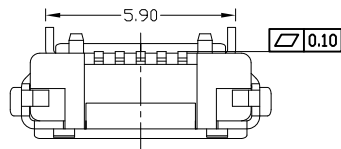




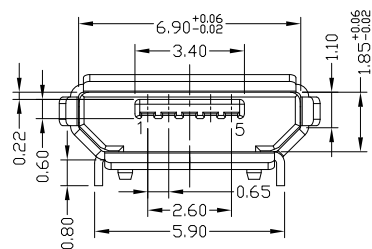
RoHS
Compliant
2002/95/EC

Halogen Free

REV.	ECN.	NO.	APPD.



RECOMMENDED PCB LAYOUT



NOTES:

1. ELECTRICAL:

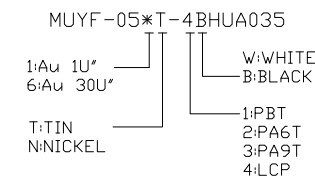
- VOLTAGE CURRENT RATING: PIN1&5 1.8AMP MAX / PIN2&3&4 1AMP MAX. ,30V AC;
- INSULATION RESISTANCE: 100MΩ MIN;
- CONTACT RESISTANCE: 30mΩ MAX;
- WITHSTANDING VOLTAGE: 100V AC; FOR 1 MIN.
- OPERATING TEMPERATURE: -30°C TO +80°C.

2. Mechanical:

- Mating Force: 35N MAX
- Unmating Force: 10N MIN.

3. DIMENSIONS MARKED "▼" TO BE CHECKED BY Q.C & IPQC.

4. PART NO.



Bill of materials:

NO	PARTS	MATERIAL	QTY	FINISHING
3	SHELL	COPPER ALLOY	1	PLATED TIN
2	HOUSING	LCP+30%GF	1	UL94V-0
1	TERMINAL	COPPER ALLOY	5	PLATED GOLD
NO	PARTS	MATERIAL	QTY	FINISHING

X.	X.*	UNITS
±0.35	±2*	mm
±0.30	±1*	MAT'L
±0.25	XX*	SEE NOTE
±0.15	XXX*	FINISH
		SEE NOTE
		Q'TY

THESE DRAWINGS AND SPECIFICATIONS ARE THE PROPERTY OF ACCURATE INNTECH INC AND SHALL NOT BE REPRODUCED, COPIED OR USED IN ANY MANNER WITHOUT THE PRIOR WRITTEN CONSENT OF ACCURATE INNTECH INC

东莞市腾兴电子有限公司

TITLE: MICRO USB B TYPE F 5P 插板5.9 脚长0.8有脚柱锡脚加长0.4

PART NO.: MUYF-05XT-4BHUA035

DR: Ricky 2018/9/7

DWG NO.: AII-HUA035

CHKD: Ricky 2018/9/7

APPD:

SCALE	SHEET	REV.	CUSTOMER DRAWING
5:1	1/1	A	