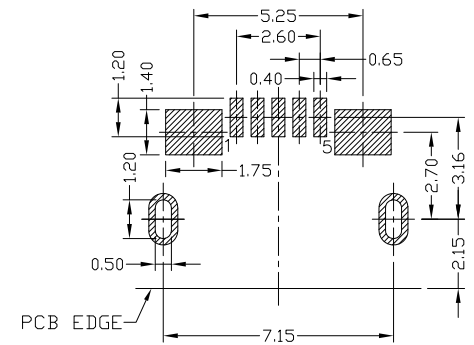
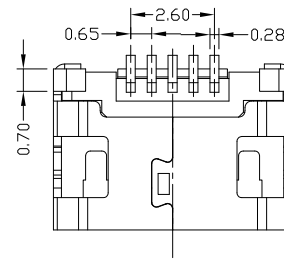
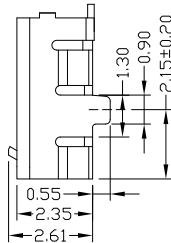
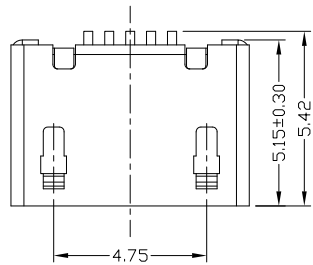
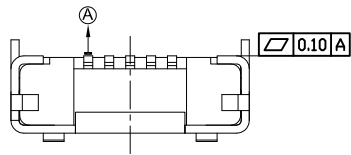




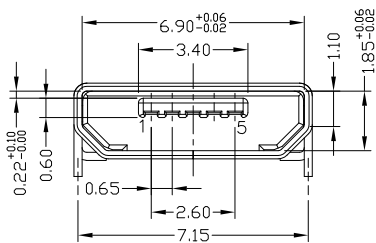
RoHS
Compliant
2002/95/EC

Halogen Free

REV.	ECN. NO.	APPD.



RECOMMENDED PCB LAYOUT



NOTES:

1.ELECTRICAL:

- 1)VOLTAGE CURRENT RATING:PIN1&5 1.8AMP MAX / PIN2&3&4 1AMP MAX. ,30V AC;
- 2)INSULATION RESISTANCE: 100MΩ MIN;
- 3)CONTACT RESISTANCE: 30mΩ MAX;
- 4)WITHSTANDING VOLTAGE: 100V AC; FOR 1 MIN.
- 5)OPERATING TEMPERATURE:-30°C TO +80°C.

2.Mechanical:

- 1)Mating Force: 35N MAX
 - 2)Unmating Force: 10N MIN.
- 3.DIMENSIONS MARKED "▼" TO BE CHECKED BY Q.C & IPQC.

4.PART NO.

MUYF-05*T-4BHUA042

- | | |
|------------|----------|
| 1: Au 1U" | W: WHITE |
| 6: Au 30U" | B: BLACK |
| T: TIN | 1: PBT |
| N: NICKEL | 2: PA6T |
| | 3: PA9T |
| | 4: LCP |

Bill of materials:

NO	PARTS	MATERIAL	QTY	FINISHING	UNITS	mm	东莞市腾兴电子有限公司								
3	SHELL	COPPER ALLOY / STAINLESS STEEL	1	PLATED TIN	X. ±0.35	X.' ±2'	TITLE: MICRO USB B TYPE F 5P 外壳DIP 7.2 加焊脚无导位无柱加长0.4	PART NO.: MUYF-05*T-4BHUA042							
2	HOUSING	LCP+30%GF	1	UL94V-0	.X ±0.30	.X' ±1'						DR: Ricky 2018/5/15	DWG NO.: AII-HUA042		
1	TERMINAL	COPPER ALLOY	5	PLATED GOLD	.XX ±0.25	.XX'						CHKD: Ricky 2018/5/15			
					.XXX ±0.15	.XXX'	APPD:	SCALE	SHEET	REV.	CUSTOMER DRAWING				
<p>THESE DRAWINGS AND SPECIFICATIONS ARE THE PROPERTY OF ACCURATE INDDTECH AND SHALL NOT BE REPRODUCED, COPIED OR USED IN ANY MANNER WITHOUT THE PRIOR WRITTEN CONSENT OF ACCURATE INDDTECH INC</p>							5:1	1/1	A						