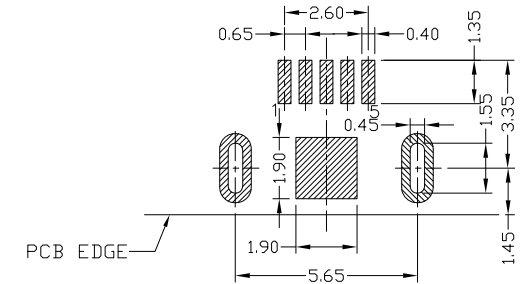
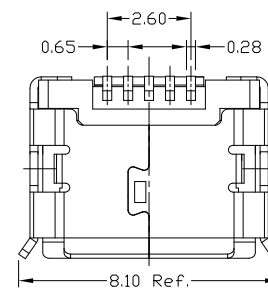
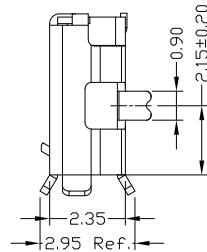
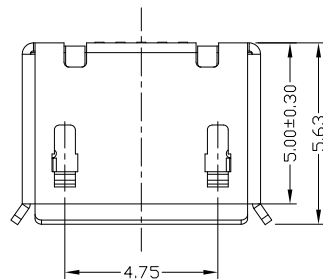
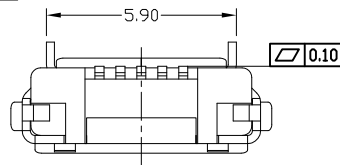




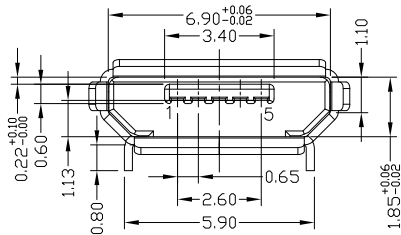
RoHS  
Compliant  
2002/95/EC

Halogen Free

REV.	ECN.	NO.	APPD.



RECOMMENDED PCB LAYOUT



NOTES:

1. ELECTRICAL:

- VOLTAGE CURRENT RATING: PIN1&5 1.8AMP MAX / PIN2&3&4 1AMP MAX. ,30V AC;
- INSULATION RESISTANCE: 100MΩ MIN;
- CONTACT RESISTANCE: 30mΩ MAX;
- WITHSTANDING VOLTAGE: 100V AC; FOR 1 MIN.
- OPERATING TEMPERATURE: -30°C TO +80°C.

2. Mechanical:

- Mating Force: 35N MAX
- Unmating Force: 10N MIN.

3. DIMENSIONS MARKED "▼" TO BE CHECKED BY Q.C & IPQC.

4. PART NO.

MUYF-05\*T-4BHUA142

- 1: Au 1U\*  
6: Au 30U\*
- T: TIN  
N: NICKEL
- W: WHITE  
B: BLACK
- 1: PBT  
2: PA6T  
3: PA9T  
4: LCP

Bill of materials:

NO	PARTS	MATERIAL	QTY	FINISHING	UNITS	mm	东莞市腾兴电子有限公司				
3	SHELL	COPPER ALLOY	1	PLATED TIN	X. ±0.35	X.* ±2*	MAT'L	TITLE: MICRO USB B TYPE F 5P 插板5.9脚长0.8无柱		PART NO.: MUYF-05XT-4BHUA142	
2	HOUSING	LCP+30%.GF	1	UL94V-0	.X ±0.30	.X* ±1*	SEE NOTE	DR: Ricky 2018/9/7		DWG NO.: AII-HUA142	
1	TERMINAL	COPPER ALLOY	5	PLATED GOLD	.XX ±0.25	.XX*	FINISH	CHKD: Ricky 2018/9/7		SCALE SHEET REV. CUSTOMER 5:1 1/1 A DRAWING	
					.XXX ±0.15	.XXX*	SEE NOTE	APPD:			
<p>THESE DRAWINGS AND SPECIFICATIONS ARE THE PROPERTY OF ACCURATE INDDTECH AND SHALL NOT BE REPRODUCED, COPIED OR USED IN ANY MANNER WITHOUT THE PRIOR WRITTEN CONSENT OF ACCURATE INDDTECH INC</p>							Q'TY				