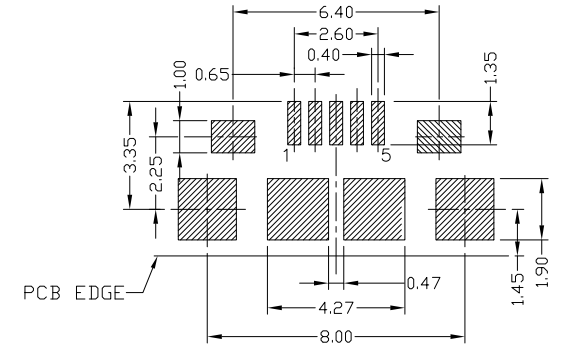
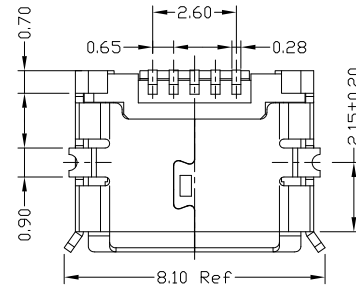
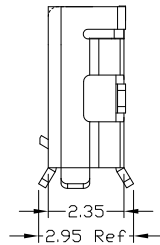
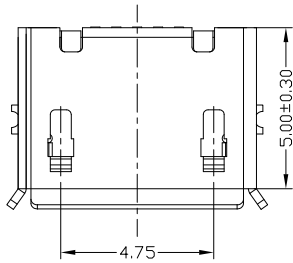
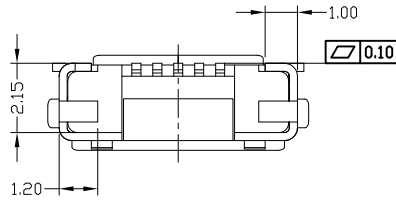




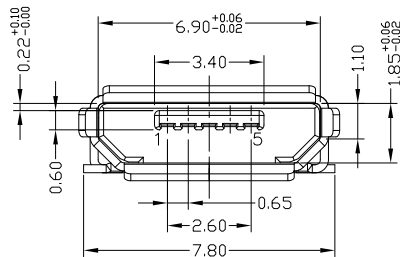
RoHS
Compliant
2002/95/EC

Halogen Free

REV.	ECN. NO.	APPD.



RECOMMENDED PCB LAYOUT



NOTES:

1.ELECTRICAL:

- VOLTAGE CURRENT RATING: PIN1&5 1.8AMP MAX / PIN2&3&4 1AMP MAX. ,30V AC;
- INSULATION RESISTANCE: 100MΩ MIN;
- CONTACT RESISTANCE: 30mΩ MAX;
- WITHSTANDING VOLTAGE: 100V AC; FOR 1 MIN.
- OPERATING TEMPERATURE: -30°C TO +80°C.

2.Mechanical:

- Mating Force: 35N MAX
- Unmating Force: 10N MIN.

3.DIMENSIONS MARKED "▼" TO BE CHECKED BY Q.C & IPQC.

4.PART NO.

MUYF-05*T-4BHUA489

1: Au 1U"
6: Au 30U"

T: TIN
N: NICKEL

W: WHITE
B: BLACK

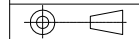
1: PBT
2: PA6T
3: PA9T
4: LCP

Bill of materials:

NO	PARTS	MATERIAL	QTY	FINISHING
3	SHELL	COPPER ALLOY / STAINLESS STEEL	1	PLATED TIN
2	HOUSING	LCP+30%.GF	1	UL94V-0
1	TERMINAL	COPPER ALLOY	5	PLATED GOLD
NO	PARTS	MATERIAL	QTY	FINISHING

UNITS	mm
X. ±0.35	X.' ±2'
.X ±0.30	.X' ±1'
.XX ±0.25	.XX'
.XXX ±0.15	.XXX'
SEE NOTE	SEE NOTE
Q'TY	

THESE DRAWINGS AND SPECIFICATIONS ARE THE PROPERTY OF ACCURATE INNOTECH AND SHALL NOT BE REPRODUCED, COPIED OR USED IN ANY MANNER WITHOUT THE PRIOR WRITTEN CONSENT OF ACCURATE INNOTECH INC



东莞市腾兴电子有限公司

TITLE: MICRO USB B TYPE F 5P SMT 有焊脚无柱	PART NO.: MUYF-05*T-4BHUA489
DR: Ricky 2018/5/9	DWG NO.: AII-HUA489
CHKD: Ricky 2018/5/9	SCALE: 5:1
APPD:	SHEET: 1/1
	REV. A
	CUSTOMER DRAWING