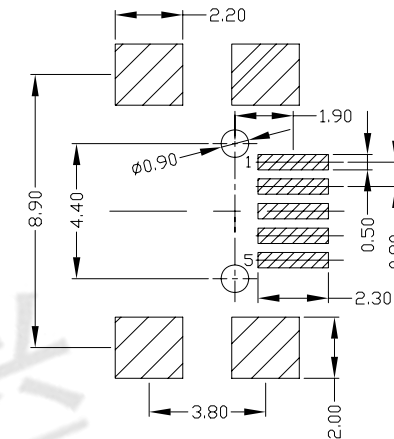
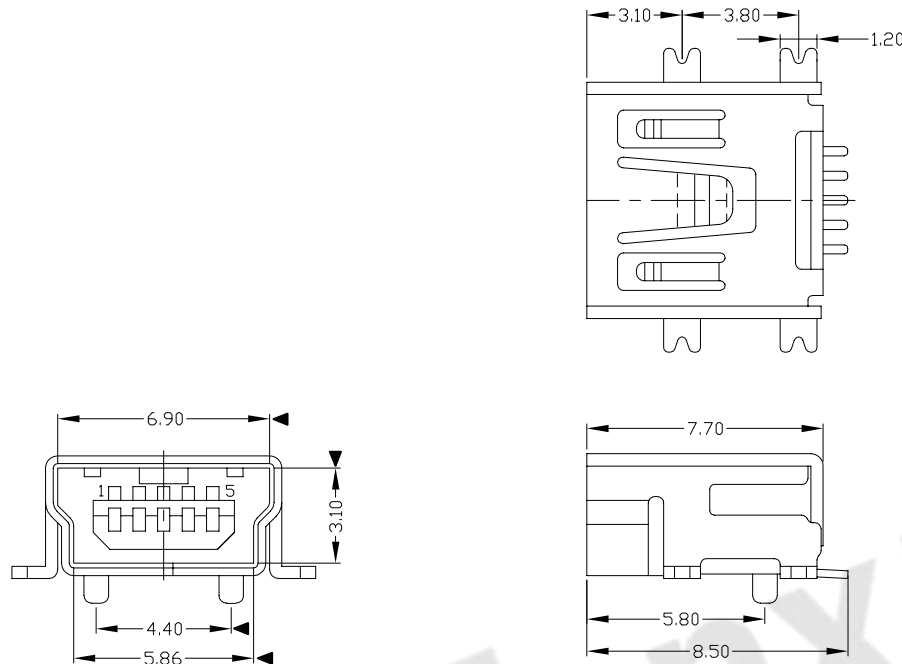


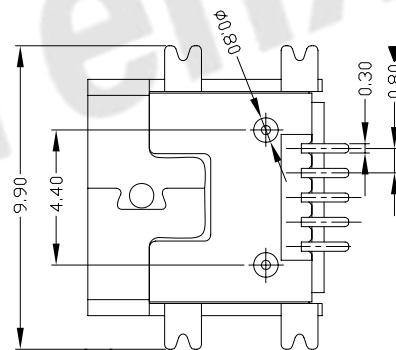


RoHS
Compliant
2002/95/EC

REV.	ECN.	NO.	APPD.



RECOMMENDED PCB LAYOUT



NOTES:

1. ELECTRICAL:

- VOLTAGE CURRENT RATING: 1.0AMP,30V AC;
- INSULATION RESISTANCE: 100M Ω MIN;
- CONTACT RESISTANCE: 50m Ω MAX;
- WITHSTANDING VOLTAGE: 300V AC;
- OPERATING TEMPERATURE:-55°C TO +85°C.

2. Mechanical:

- Mating Force: 30N MAX
- Unmating Force: 7N MIN.

3. DIMENSIONS MARKED "▼" TO BE CHECKED BY Q.C & IPQC.

4.PART NO.

MUBF-05*N-4BH86

1:1U*
6:1Au 30U*

W:WHITE
B:BLACK
1:PBT
2:PA6T
3:PA9T
4:LCP

Bill of materials:

NO	PARTS	MATERIAL	QTY	FINISHING	UNITS	mm	东莞市腾兴电子有限公司				
3	HOUSING	LCP	1	UL94V-0	X. ± 0.35	X.* $\pm 2^*$	TITLE:	PART NO.:			
2	SHELL	COPPER ALLOY	1	PLATED NICKEL	.XX ± 0.3	.X.* $\pm 1^*$	DR:	MUBF-05*N-4BH86			
1	TERMINAL	COPPER ALLOY	5	PLATED GOLD/TIN	.XXX ± 0.15	.XXX.*	CHKD:	AII-H86			
<p>THESE DRAWINGS AND SPECIFICATIONS ARE THE PROPERTY OF ACCURATE INNGTECH INC AND SHALL NOT BE REPRODUCED, COPIED OR USED IN ANY MANNER WITHOUT THE PRIOR WRITTEN CONSENT OF ACCURATE INNGTECH INC.</p>							SCALE:	SHEET:	REV.:	CUSTOMER DRAWING	
							Q'TY	1:1	1/1	B	