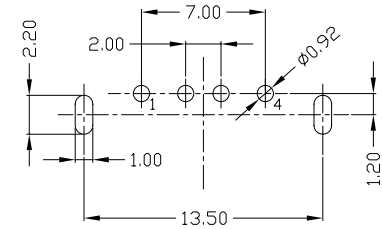
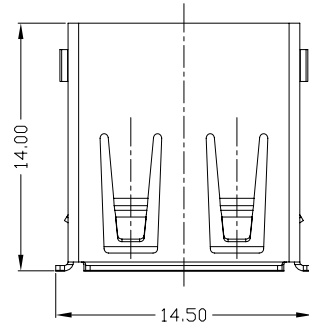


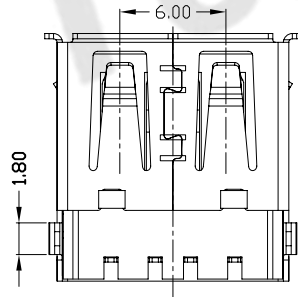
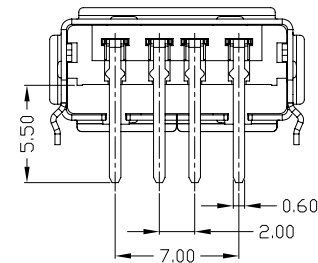
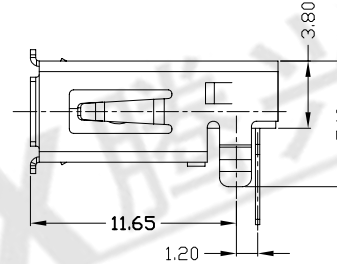
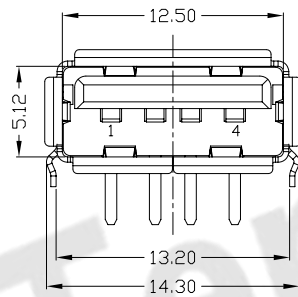
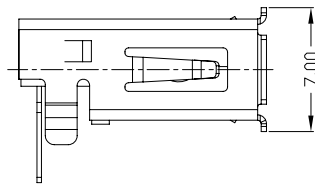


RoHS
Compliant
2002/95/EC

REV.	ECN.	NO.	APPD.



RECOMMENDED PCB LAYOUT



NOTES:

- ELECTRICAL:
 - VOLTAGE CURRENT RATING: 2AMP, 30V AC;
 - INSULATION RESISTANCE: 1000MΩMIN;
 - CONTACT RESISTANCE: 30mΩMAX;
 - WITHSTANDING VOLTAGE: 500V AC;
 - OPERATING TEMPERATURE: -55°C TO +85°C.
- Mechanical:
 - Mating Force: 35N MAX
 - Unmating Force: 10N MIN.
- DIMENSIONS MARKED "▼" TO BE CHECKED BY Q.C & IPQC.

4. PART NO.

USAF-04*N-1*R634

W: WHITE
B: BLACK
1: Au 1U*
6: Au 30U*
1: PBT
2: PA6T
3: PA9T
4: LCP

Bill of materials:

NO	PARTS	MATERIAL	QTY	FINISHING	X. ±0.35	X.' ±2'	UNITS	东 莞 市 腾 兴 电 子 有 限 公 司
					.X ±0.3	.X' ±1'	mm	
3	HOUSING	PBT+30%GF	1	UL94V-0	.XX ±0.25	.XX'	MAT'L	TITLE: USB AF DIP 90度 沉板2E有卷边 (端子脚加长)
2	SHELL	COPPER ALLOY/SPCC	1	PLATED NICKEL	.XXX ±0.15	.XXX'	SEE NOTE	
1	TERMINAL	COPPER ALLOY	4	PLATED GOLD/TIN			FINISH	DR: gan 2014/11/18
							SEE NOTE	CHKD: gan 2014/11/18
							Q'TY	APPD: gan 2014/11/18
								SCALE: 1:1
								SHEET: 1/1
								REV: B
								CUSTOMER DRAWING

THESE DRAWINGS AND SPECIFICATIONS ARE THE PROPERTY OF ACCURATE INNOVTECH INC AND SHALL NOT BE REPRODUCED, COPIED OR USED IN ANY MANNER WITHOUT THE PRIOR WRITTEN CONSENT OF ACCURATE INNOVTECH INC.

