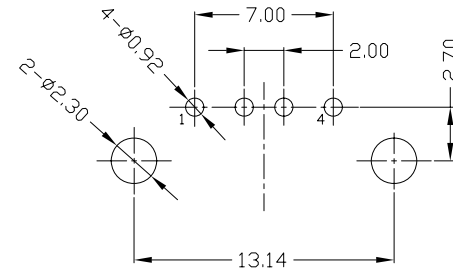
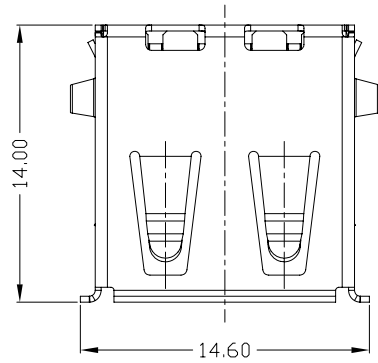


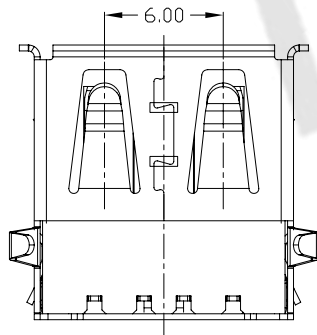
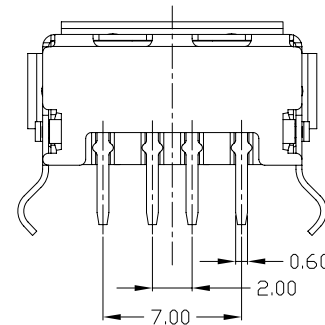
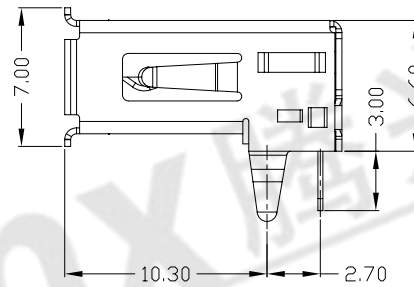
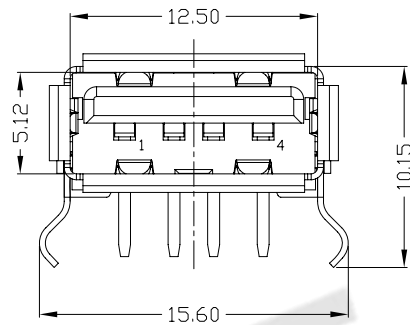


RoHS
Compliant
2002/95/EC

REV.	ECN.	NO.	APPD.



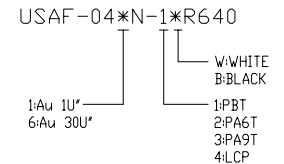
RECOMMENDED PCB LAYOUT



NOTES:

- ELECTRICAL:
 - VOLTAGE CURRENT RATING: 2AMP, 30V AC;
 - INSULATION RESISTANCE: 1000MΩMIN;
 - CONTACT RESISTANCE: 30mΩMAX;
 - WITHSTANDING VOLTAGE: 500V AC;
 - OPERATING TEMPERATURE: -55°C TO +85°C.
- Mechanical:
 - Mating Force: 35N MAX
 - Unmating Force: 10N MIN.
- DIMENSIONS MARKED "▼" TO BE CHECKED BY Q.C & IPQC.

4. PART NO.



Bill of materials:

NO	PARTS	MATERIAL	QTY	FINISHING
3	HOUSING	PBT+30%GF	1	UL94V-0
2	SHELL	COPPER ALLOY/SPCC	1	PLATED NICKEL
1	TERMINAL	COPPER ALLOY	4	PLATED GOLD/TIN

X. ±0.35	X.' ±2'	UNITS	mm	东莞市腾兴电子有限公司
.X ±0.3	.X' ±1'	MAT'L	SEE NOTE	
.XX ±0.25	.XX'	FINISH	SEE NOTE	
.XXX ±0.15	.XXX'	Q'TY	SEE NOTE	
<small>THESE DRAWINGS AND SPECIFICATIONS ARE THE PROPERTY OF ACCURATE INNOVATECH INC AND SHALL NOT BE REPRODUCED, COPIED OR USED IN ANY MANNER WITHOUT THE PRIOR WRITTEN CONSENT OF ACCURATE INNOVATECH INC.</small>				TITLE: USB AF DIP 90度 一型弯脚内扣式 PART NO.: USAF-04*N-1*R640 DR: gan 2016/9/20 DWG NO.: AII-R640 CHKD: gan 2016/9/20 APPD:
SCALE				1:1
SHEET				1/1
REV.				B
CUSTOMER DRAWING				