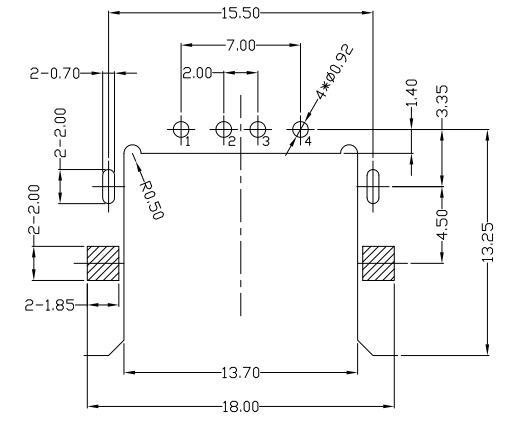
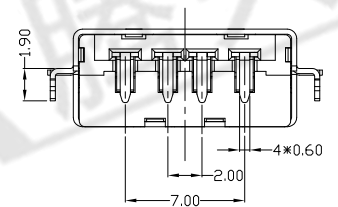
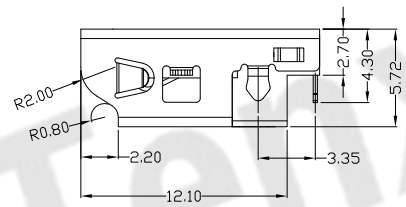
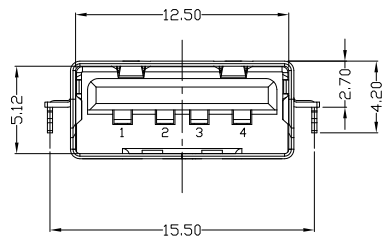
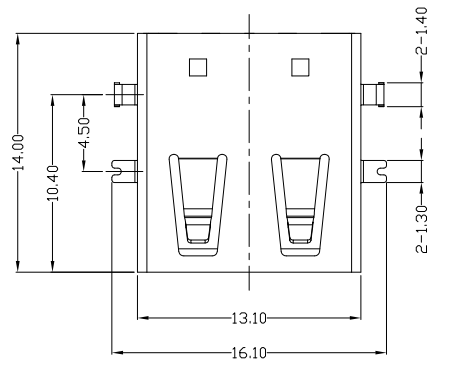




RoHS
Compliant
2002/95/EC

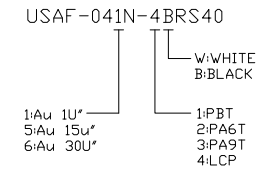
REV.	ECN.	NO.	APPD.



RECOMMENDED PCB LAYOUT
GENERAL TOLERANCE: ±0.10mm

- NOTES:
- ELECTRICAL:
 - VOLTAGE CURRENT RATING: 1.5AMP, 30V AC;
 - INSULATION RESISTANCE: 1000MΩ MIN;
 - CONTACT RESISTANCE: 30mΩ MAX;
 - WITHSTANDING VOLTAGE: 500V AC;
 - OPERATING TEMPERATURE: -25°C TO +85°C.
 - Mechanical:
 - Mating Force: 35N MAX
 - Unmating Force: 10N MIN.
 - NOTE: 1. DIMENSIONS MARKED "▼" TO BE CHECKED BY Q.C & IPQC.

4. PART NO.



Bill of materials:

NO	PARTS	MATERIAL	QTY	FINISHING	X. ±0.35	X.' ±2'	UNITS	mm
3	HOUSING	LCP+30%GF	1	UL94V-0	.X ±0.3	.X' ±1'	MAT'L	
2	SHELL	COPPER ALLOY	1	PLATED NICKEL	.XX ±0.25	.XX'	SEE NOTE	
1	TERMINAL	COPPER ALLOY	4	PLATED GOLD/TIN	.XXX ±0.15	.XXX'	FINISH	
							Q'TY	

THESE DRAWINGS AND SPECIFICATIONS ARE THE PROPERTY OF ACCURATE INNTECH INC AND SHALL NOT BE REPRODUCED, COPIED OR USED IN ANY MANNER WITHOUT THE PRIOR WRITTEN CONSENT OF ACCURATE INNTECH INC

东莞市腾兴电子有限公司			
TITLE: USB2.0 AF 沉板 斜口 DIP H2.70		PART NO.: USAF-041N-4BRS40	
DR: gan 2018/07/12		DWG NO.: AII-RS40	
CHKD: gan 2018/07/12		SCALE: 1:1	SHEET: 1/1
APPD:		REV.: B	CUSTOMER DRAWING