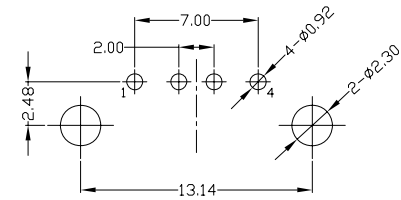
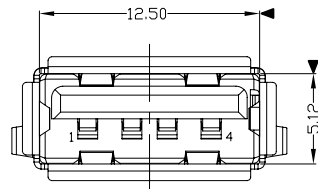


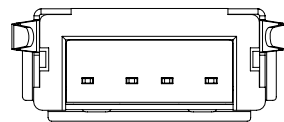
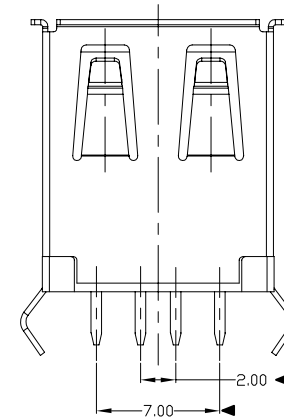
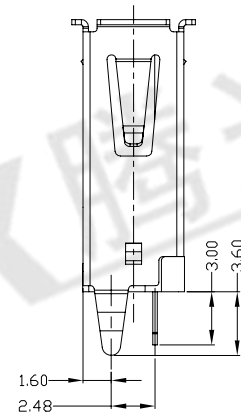
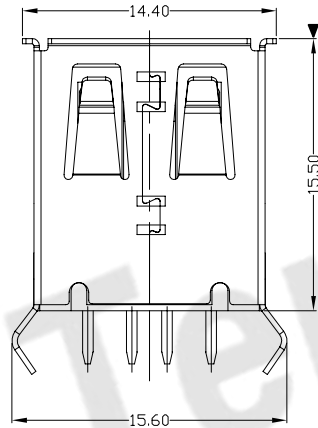
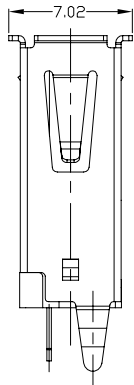


RoHS
Compliant
2002/95/EC

REV.	ECN.	NO.	APPD.



RECOMMEND PCB LAYOUT



NOTES:

1. ELECTRICAL:

- 1) VOLTAGE CURRENT RATING: 2.0AMP,30V AC;
- 2) INSULATION RESISTANCE: 1000MΩ MIN;
- 3) CONTACT RESISTANCE: 30mΩ MAX;
- 4) WITHSTANDING VOLTAGE: 500V AC;
- 5) OPERATING TEMPERATURE:-55°C TO +85°C.

2. Mechanical:

- 1) Mating Force: 35N MAX
- 2) Unmating Force: 10N MIN.

3. DIMENSIONS MARKED "▼" TO BE CHECKED BY Q.C & IPQC.

4.PART NO.

USAF-04*N-1*PA8

1:Au 1U"
6:Au 30U"

W:WHITE
B:BLACK

1:PBT
2:PA6T
3:PA9T
4:LCP

Bill of materials:

NO	PARTS	MATERIAL	QTY	FINISHING	UNITS	mm	东莞市腾兴电子有限公司					
4	COVER	PBT	1	UL94V-0	X. ±0.35	X.* ±2*	MAT'L	TITLE: USB A/F 180° DIP(15.50)		PART NO.: USAF-04*N-1*PA8		
3	HOUSING	PBT	1	UL94V-0	.X ±0.3	.X.* ±1*						SEE NOTE
2	SHELL	COPPER ALLOY	1	PLATED NICKEL	.XX ±0.25	.XX*	FINISH	CHKD: gan 2012/7/05	SCALE	SHEET	REV.	CUSTOMER DRAWING
1	TERMINAL	COPPER ALLOY	4	PLATED GOLD/TIN	.XXX ±0.15	.XXX*	SEE NOTE	APPD:	1:1	1/1	B	
							Q'TY					

THESE DRAWINGS AND SPECIFICATIONS ARE THE PROPERTY OF ACCURATE INNOTECH AND SHALL NOT BE REPRODUCED, COPIED OR USED IN ANY MANNER WITHOUT THE PRIOR WRITTEN CONSENT OF ACCURATE INNOTECH INC

