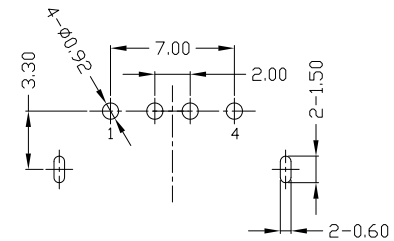
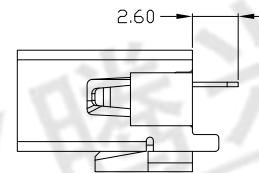
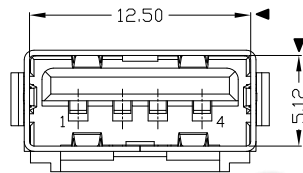
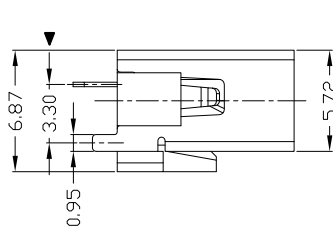
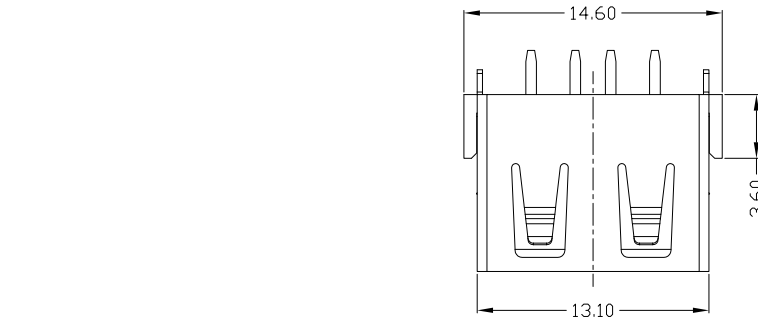


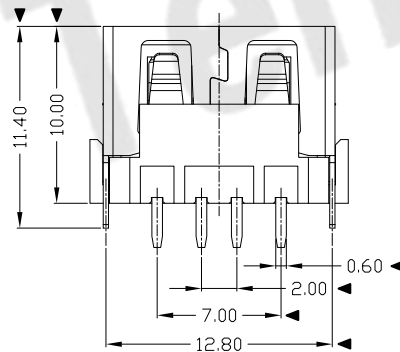


RoHS
Compliant
2002/95/EC

REV.	ECN.	NO.	APPD.



RECOMMENDED PCB LAYOUT



NOTES:

- ELECTRICAL:
 - VOLTAGE CURRENT RATING: 2AMP, 30V AC;
 - INSULATION RESISTANCE: 1000MΩMIN;
 - CONTACT RESISTANCE: 30mΩMAX;
 - WITHSTANDING VOLTAGE: 500V AC;
 - OPERATING TEMPERATURE: -55°C TO +85°C.
- Mechanical:
 - Mating Force: 35N MAX
 - Unmating Force: 10N MIN.
- DIMENSIONS MARKED "▼" TO BE CHECKED BY Q.C & IPQC.

4. PART NO.

USAF-04*N-4*P69

1: Au 1U*
6: Au 30U*

W: WHITE
B: BLACK
1: PBT
2: PA6T
3: PA9T
4: LCP

Bill of materials:

NO	PARTS	MATERIAL	QTY	FINISHING	X. ±0.35	X.* ±2*	UNITS	东莞市腾兴电子有限公司						
					.X ±0.3	.X* ±1*	mm							
3	HOUSING	PBT/LCP+30%GF	1	UL94V-0	.XX ±0.25	.XX*	MAT'L	SEE NOTE	TITLE:	PART NO.:				
2	SHELL	COPPER ALLOY/SPCC	1	PLATED NICKEL	.XXX ±0.15	.XXX*	FINISH	SEE NOTE	USB AF DIP180° (10.0) 无卷边	USAF-04*N-4*P69				
1	TERMINAL	COPPER ALLOY	4	PLATED GOLD/TIN	THESE DRAWINGS AND SPECIFICATIONS ARE THE PROPERTY OF ACCURATE INNO TECH INC AND SHALL NOT BE REPRODUCED, COPIED OR USED IN ANY MANNER WITHOUT THE PRIOR WRITTEN CONSENT OF ACCURATE INNO TECH INC.			Q'TY	DR: gan 2014/12/10	DWG NO.:				
								APPD: gan 2014/12/10	AII-P69		SCALE	SHEET	REV.	CUSTOMER DRAWING
								1:1	1/1	B				