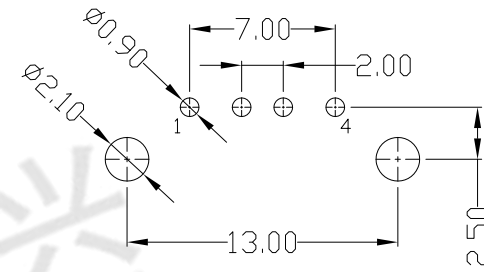
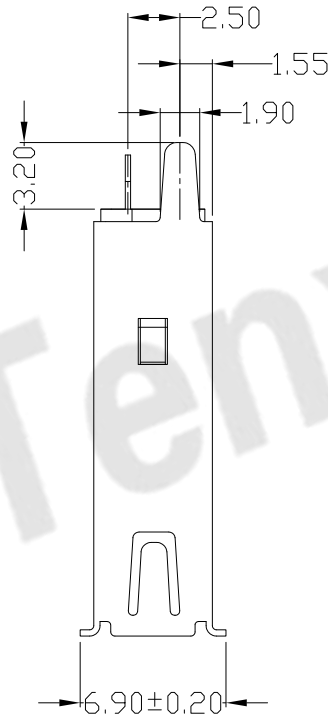
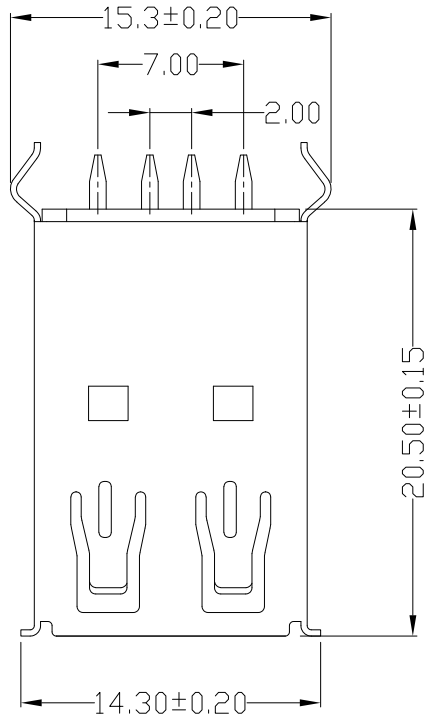
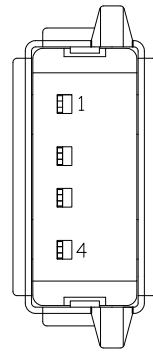




RoHS
Compliant
2002/95/EC

REV	LTR	DESCRIPTION	DATE	REVISER	APPD



RECOMMENDED PCB LAYOUT

NOTES:

- ELECTRICAL:
 - VOLTAGE CURRENT RATING: 2AMP,30V AC;
 - INSULATION RESISTANCE: 1000MΩ MIN;
 - CONTACT RESISTANCE: 30mΩ MAX;
 - WITHSTANDING VOLTAGE: 500V AC;
 - OPERATING TEMPERATURE: -55°C TO +85°C.
- Mechanical:
 - Mating Force: 35N MAX
 - Unmating Force: 10N MIN.
- NOTE:1.DIMENSIONS MARKED "▼"
TO BE CHECKED BY Q.C & IPQC.

4.PART NO.

USAF-04*N-1*PZ210
 1:1Au 1U"
 6:6Au 30U"
 W:WHITE
 B:BLACK
 1:PBT
 2:PA6T
 3:PA9T
 4:PC

Bill of materials:

NO	PARTS	MATERIAL	QTY	FINISHING	X. ±0.35	X.' ±2'	UNITS	东莞市腾兴电子有限公司					
					.X ±0.3	.X' ±1'	mm						
3	HOUSING	PBT+30%GF	1	UL94V-0	.XX ±0.25	.XX'	MAT'L	TITLE: USB AF DIP 180度 全包 卷边弯脚有后塞 20.5		PART NO.: USAF-04XN-1XPZ210			
2	SHELL	COPPER ALLOY / SPCC	1	PLATED NICKEL	.XXX ±0.15	.XXX'	SEE NOTE	DR: Ricky 2018/11/22		DWG NO.: AII-PZ210			
1	TERMINAL	COPPER ALLOY	4	PLATED GOLD/TIN	THESE DRAWINGS AND SPECIFICATIONS ARE THE PROPERTY OF ACCURATE INNOTECH INC AND SHALL NOT BE REPRODUCED, COPIED OR USED IN ANY MANNER WITHOUT THE PRIOR WRITTEN CONSENT OF ACCURATE INNOTECH INC.		FINISH	CHKD: Ricky 2018/11/22		SCALE	SHEET	REV.	CUSTOMER
							SEE NOTE	Q'TY	APPD:	1:1	1/1	B	DRAWING