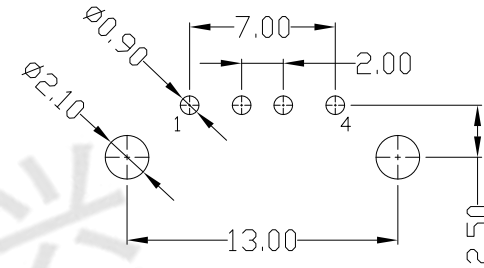
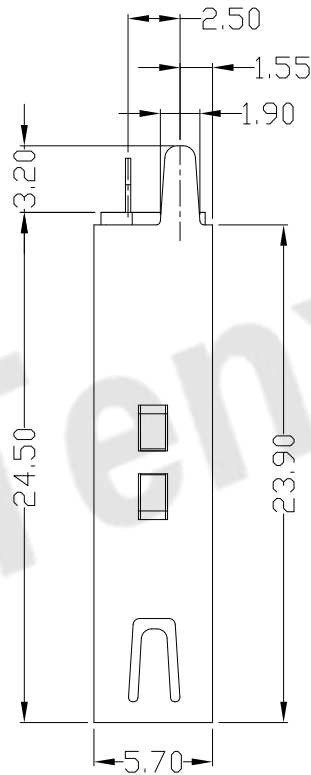
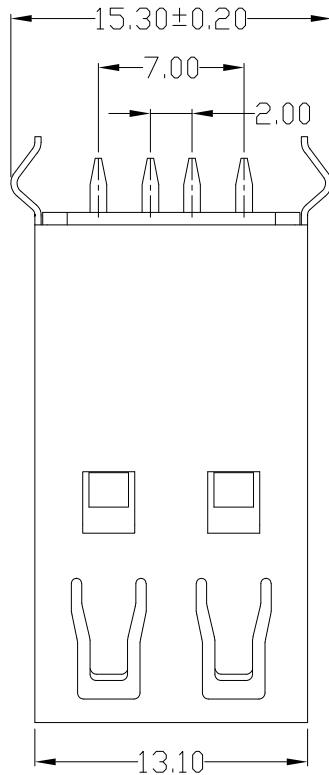
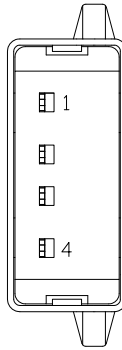




RoHS
Compliant
2002/95/EC

REV	LTR	DESCRIPTION	DATE	REVISER	APPD

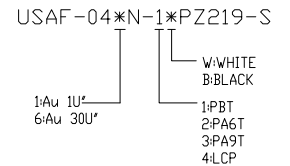


RECOMMENDED PCB LAYOUT

NOTES:

- ELECTRICAL:
 - VOLTAGE CURRENT RATING: 2AMP,30V AC;
 - INSULATION RESISTANCE: 1000MΩ MIN;
 - CONTACT RESISTANCE: 30mΩ MAX;
 - WITHSTANDING VOLTAGE: 500V AC;
 - OPERATING TEMPERATURE: -55°C TO +85°C.
- Mechanical:
 - Mating Force: 35N MAX
 - Unmating Force: 10N MIN.
- NOTE:1.DIMENSIONS MARKED "▼"
TO BE CHECKED BY Q.C & IPQC.

4.PART NO.



Bill of materials:

NO	PARTS	MATERIAL	QTY	FINISHING	DIMENSIONS		UNITS	MATERIAL	SEE NOTE	FINISH	SEE NOTE	Q'TY	CUSTOMER DRAWING			
					X. ±0.35	X.' ±2'							mm	东莞市腾兴电子有限公司		
3	HOUSING	PBT+30%GF	1	UL94V-0	.X ±0.3	.X' ±1'	mm						TITLE: USB AF DIP 180度 全包 无卷边弯脚有后塞 24.5			
2	SHELL	SPCC	1	PLATED NICKEL	.XX ±0.25	.XX'							PART NO.: USAF-04XN-1XPZ219-S			
1	TERMINAL	COPPER ALLOY	4	PLATED GOLD/TIN	.XXX ±0.15	.XXX'							DR: Ricky 2018/11/23			
					THESE DRAWINGS AND SPECIFICATIONS ARE THE PROPERTY OF ACCURATE INNOTECH INC AND SHALL NOT BE REPRODUCED, COPIED OR USED IN ANY MANNER WITHOUT THE PRIOR WRITTEN CONSENT OF ACCURATE INNOTECH INC.							DWG NO.: AII-PZ219-S				
													SCALE	SHEET	REV.	CUSTOMER DRAWING
													1:1	1/1	B	