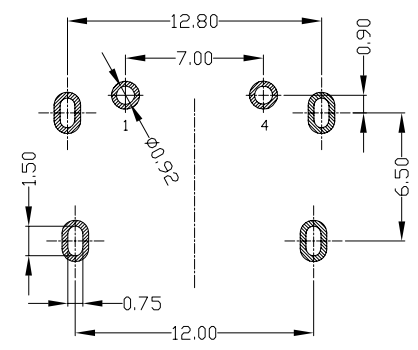
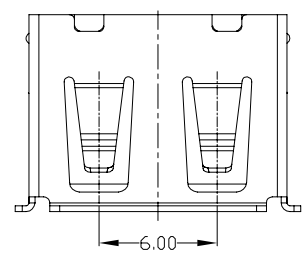
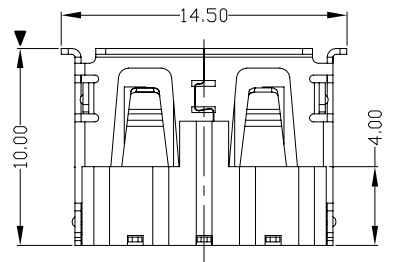
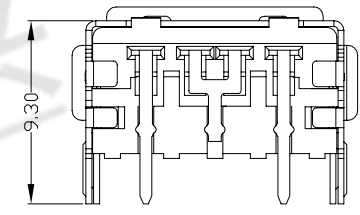
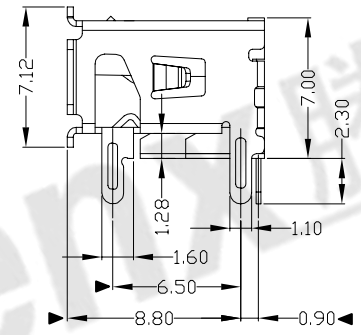
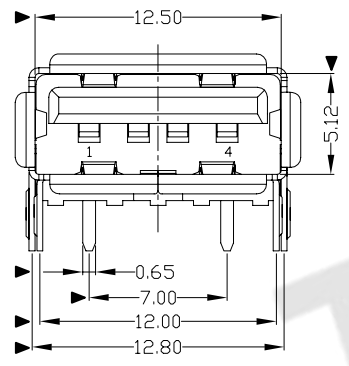




| REV | LTR | DESCRIPTION | DATE | REVISER | APPD |
|-----|-----|-------------|------|---------|------|
| | | | | | |



RECOMMENDED PCB LAYOUT



NOTES:

- ELECTRICAL:
 - VOLTAGE CURRENT RATING: 2AMP, 30V AC;
 - INSULATION RESISTANCE: 1000MΩ, MIN;
 - CONTACT RESISTANCE: 30mΩ MAX;
 - WITHSTANDING VOLTAGE: 500V AC;
 - OPERATING TEMPERATURE: -55°C TO +85°C.
- Mechanical:
 - Mating Force: 35N MAX
 - Unmating Force: 10N MIN.
- NOTE: 1. DIMENSIONS MARKED "▼" TO BE CHECKED BY Q.C & IPQC.

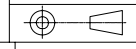
4. PART NO.

USAF-04*N-1*R626
 1: Au 1U*
 6: Au 30U*
 W: WHITE
 B: BLACK
 1: PBT
 2: PA6T
 3: PA9T
 4: LCP

Bill of materials:

| NO | PARTS | MATERIAL | QTY | FINISHING | X. ±0.35 | X.* ±2' | UNITS | mm |
|----|----------|-------------------|-----|-----------------|------------|---------|----------|----|
| 3 | HOUSING | PBT+30%GF | 1 | UL94V-0 | .X ±0.30 | .X* ±1' | MAT'L | |
| 2 | SHELL | COPPER ALLOY/SPCC | 1 | PLATED NICKEL | .XX ±0.25 | .XX* | SEE NOTE | |
| 1 | TERMINAL | COPPER ALLOY | 4 | PLATED GOLD/TIN | .XXX ±0.15 | .XXX* | FINISH | |
| | | | | | | | SEE NOTE | |
| | | | | | | | Q'TY | |

THESE DRAWINGS AND SPECIFICATIONS ARE THE PROPERTY OF ACCURATE INNOTECH INC AND SHALL NOT BE REPRODUCED, COPIED OR USED IN ANY MANNER WITHOUT THE PRIOR WRITTEN CONSENT OF ACCURATE INNOTECH INC.



东莞市腾兴电子有限公司

| | | | |
|--------|---------------------------|------------------|------------------|
| TITLE: | USB AF DIP 90度 10.0二三短路2P | PART NO.: | USAF-04*N-1*R626 |
| DR: | gan 2013/5/9 | DWG NO.: | AII-R626 |
| CHKD: | gan 2013/5/9 | SCALE | 1:1 |
| APPD: | | SHEET | 1/1 |
| | | REV. | B |
| | | CUSTOMER DRAWING | |