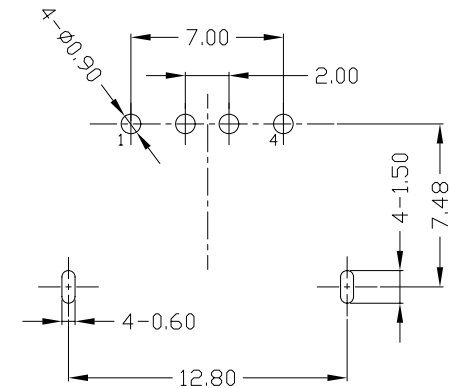
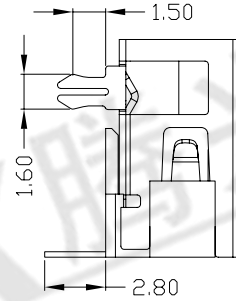
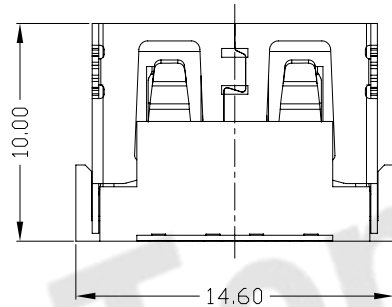
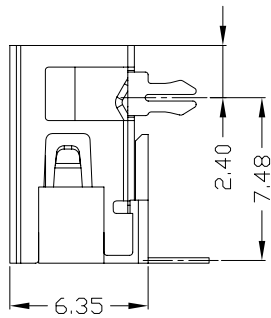
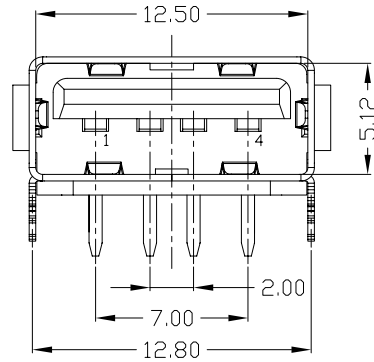


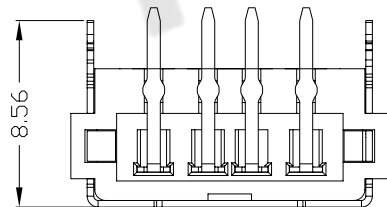


RoHS
Compliant
2002/95/EC

| REV. | ECN. | NO. | APPD. |
|------|------|-----|-------|
| | | | |
| | | | |



RECOMMENDED PCB LAYOUT



NOTES:

- ELECTRICAL:
 - VOLTAGE CURRENT RATING: 2AMP, 30V AC;
 - INSULATION RESISTANCE: 1000MΩMIN;
 - CONTACT RESISTANCE: 30mΩMAX;
 - WITHSTANDING VOLTAGE: 500V AC;
 - OPERATING TEMPERATURE: -55°C TO +85°C.
- Mechanical:
 - Mating Force: 35N MAX
 - Unmating Force: 10N MIN.
- DIMENSIONS MARKED "▼" TO BE CHECKED BY Q.C & IPQC.

4. PART NO.

USAF-04*N-1*R637
 1: Au 1U*
 6: Au 30U*
 W: WHITE
 B: BLACK
 1: PBT
 2: PA6T
 3: PA9T
 4: LCP

Bill of materials:

| NO | PARTS | MATERIAL | QTY | FINISHING |
|----|----------|-------------------|-----|-----------------|
| 3 | HOUSING | PBT+30%GF | 1 | UL94V-0 |
| 2 | SHELL | COPPER ALLOY/SPCC | 1 | PLATED NICKEL |
| 1 | TERMINAL | COPPER ALLOY | 4 | PLATED GOLD/TIN |

| X. | ±0.35 | X.' ±2' |
|------|-------|---------|
| .X | ±0.3 | .X' ±1' |
| .XX | ±0.25 | .XX' |
| .XXX | ±0.15 | .XXX' |

THESE DRAWINGS AND SPECIFICATIONS ARE THE PROPERTY OF ACCURATE INNO TECH INC AND SHALL NOT BE REPRODUCED, COPIED OR USED IN ANY MANNER WITHOUT THE PRIOR WRITTEN CONSENT OF ACCURATE INNO TECH INC.

| | | | | | |
|--------|----------|-------------|------------------|------|------------------|
| UNITS | mm | 东莞市腾兴电子有限公司 | | | |
| MAT'L | SEE NOTE | | | | |
| FINISH | SEE NOTE | TITLE: | PART NO.: | | |
| Q'TY | SEE NOTE | DR: | USAF-04*N-1*R637 | | |
| APPD: | 1:1 | CHKD: | DWG NO.: | | |
| | | SCALE | SHEET | REV. | CUSTOMER DRAWING |
| | 1/1 | APPD: | B | | |