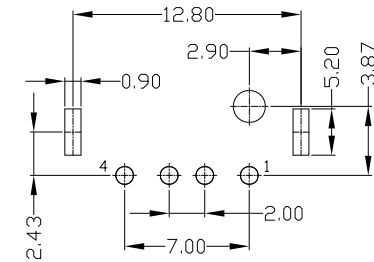
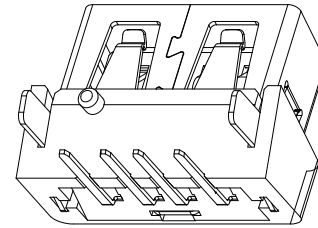
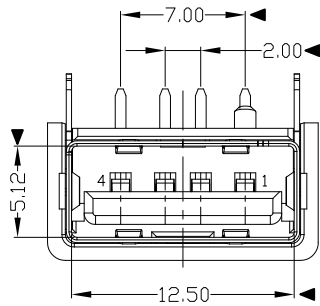


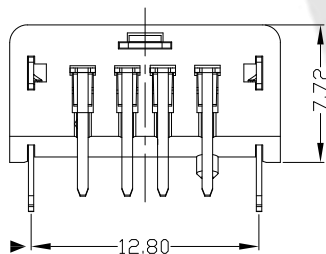
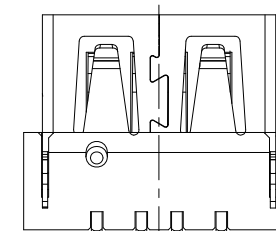
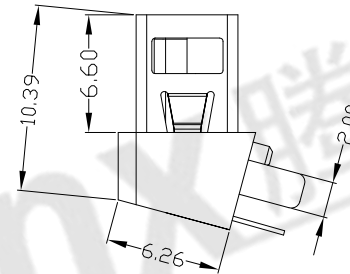
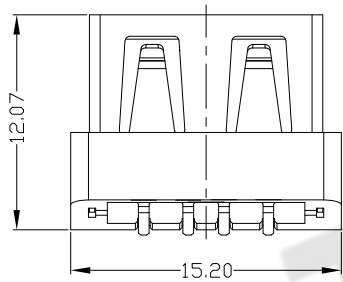


RoHS
Compliant
2002/95/EC

REV	LTR	DESCRIPTION	DATE	REVISER	APPD



RECOMMENDED PCB LAYOUT



NOTES:

- ELECTRICAL:
 - VOLTAGE CURRENT RATING: 2AMP, 30V AC;
 - INSULATION RESISTANCE: 1000MΩ MIN;
 - CONTACT RESISTANCE: 30mΩ MAX;
 - WITHSTANDING VOLTAGE: 500V AC;
 - OPERATING TEMPERATURE: -55°C TO +85°C.
- Mechanical:
 - Mating Force: 35N MAX
 - Unmating Force: 7N MIN.
- NOTE: 1. DIMENSIONS MARKED "▼"
TO BE CHECKED BY Q.C & IPQC.

4. PART NO.

USAF-04*N-1*RU07

W: WHITE
B: BLACK
1: PBT
2: PA6T
3: PA9T
4: LCP

Bill of materials:

NO	PARTS	MATERIAL	QTY	FINISHING	UNITS	mm	东莞市腾兴电子有限公司					
3	HOUSING	PBT	1	UL94V-0	X. ±0.35	X.' ±2'	SEE NOTE	TITLE: USB AF 短体 斜15度 平口		PART NO.: USAF-04*N-1*RU07		
2	SHELL	COPPER ALLOY	1	PLATED NICKEL	.XX ±0.25	.XX'						DR: gan 2012/7/05
1	TERMINAL	COPPER ALLOY	4	PLATED GOLD/TIN	.XXX ±0.15	.XXX'	FINISH SEE NOTE	CHKD: gan 2012/7/05	SCALE	SHEET	REV.	CUSTOMER DRAWING
					Q'TY	APPD:	1:1	1/1	B			

THESE DRAWINGS AND SPECIFICATIONS ARE THE PROPERTY OF ACCURATE INNOVATION INC AND SHALL NOT BE REPRODUCED, COPIED OR USED IN ANY MANNER WITHOUT THE PRIOR WRITTEN CONSENT OF ACCURATE INNOVATION INC.

