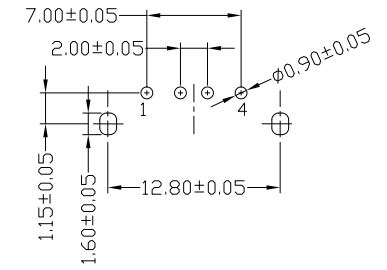
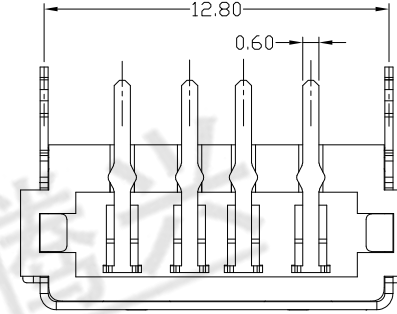
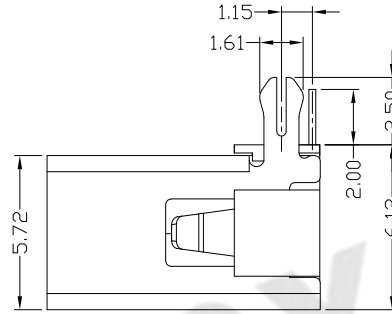
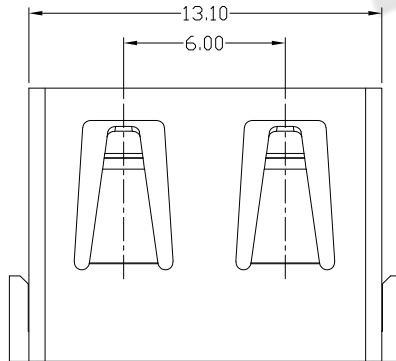
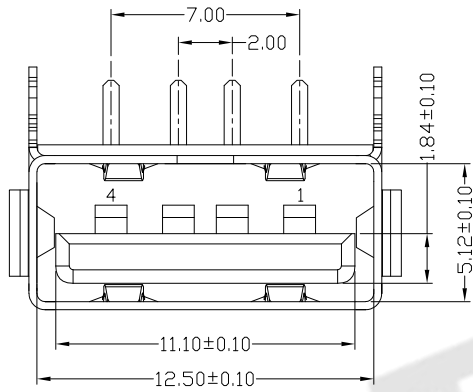
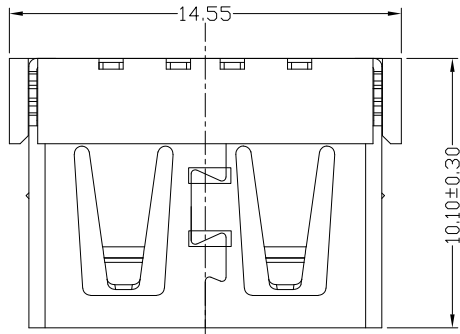




RoHS
Compliant
2002/95/EC

REV.	ECN.	NO.	APPD.



RECOMMENDED PCB LAYOUT

NOTES:

1.ELECTRICAL:

- 1)VOLTAGE CURRENT RATING:2AMP,30V AC;
- 2>INSULATION RESISTANCE: 1000MΩ MIN;
- 3>CONTACT RESISTANCE: 30mΩ MAX;
- 4>WITHSTANDING VOLTAGE: 500V AC FOR 1MIN;
- 5>OPERATING TEMPERATURE:-55°C TO +85°C.

2.Mechanical:

- 1>Mating Force: 35N MAX
- 2>Unmating Force: 10N MIN.

3.DIMENSIONS MARKED "▼"

TO BE CHECKED BY Q.C & IPQC.

4.PART NO.


USAF-04*N-1*RU09

1:Au 1U"
6:Au 30U"

W:WHITE
B:BLACK
O:ORANGE

1:PBT
2:PA6T
3:PA9T
4:LCP

Bill of materials:

3	HOUSING	PBT+30%GF	1	UL94V-0	X. ±0.35	X.' ±2'	UNITS	mm	东莞市腾兴电子有限公司						
2	SHELL	COPPER ALLOY	1	PLATED NICKEL	.X ±0.30	.X' ±1'	MAT'L								
1	TERMINAL	COPPER ALLOY	4	PLATED GOLD/TIN	.XX ±0.25	.XX'	SEE NOTE		TITLE:		PART NO.:				
					.XXX ±0.15	.XXX'	FINISH		USB AF DIP 90度 短体正向 无卷边 后两脚 减胶0.7		USAF-04XN-1XRU09				
					THESE DRAWINGS AND SPECIFICATIONS ARE THE PROPERTY OF ACCURATE INNOTECH AND SHALL NOT BE REPRODUCED, COPIED OR USED IN ANY MANNER WITHOUT THE PRIOR WRITTEN CONSENT OF ACCURATE INNOTECH INC			SEE NOTE		DR:	Ricky 2018/10/15		DWG NO.:		
							Q'TY			CHKD:	Ricky 2018/10/15		AII-RU09		
NO	PARTS	MATERIAL	QTY	FINISHING						APPD:		SCALE	SHEET	REV.	CUSTOMER DRAWING
												1:1	1/1	A	