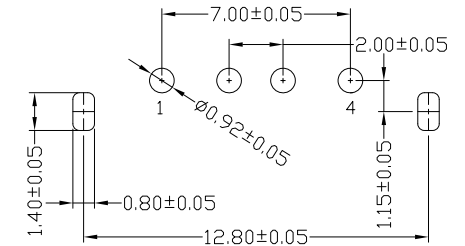
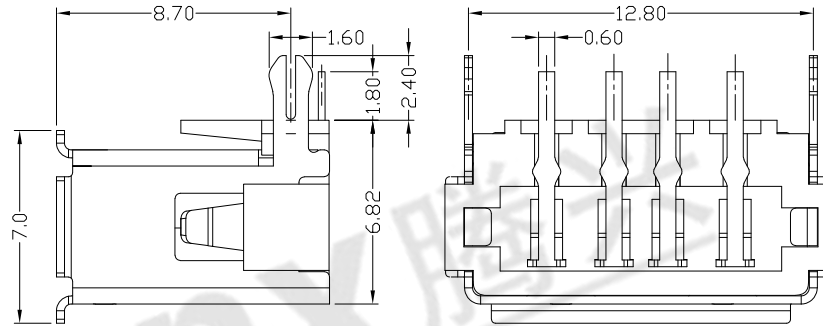
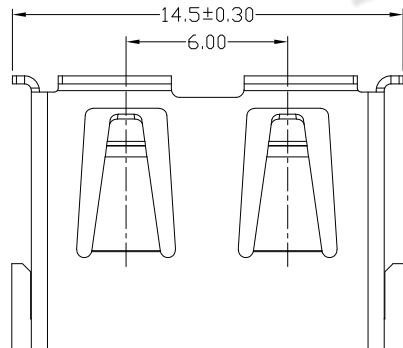
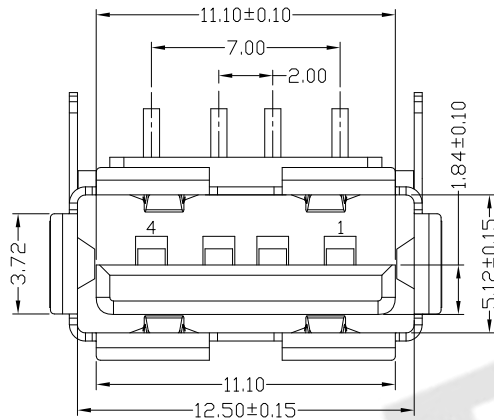
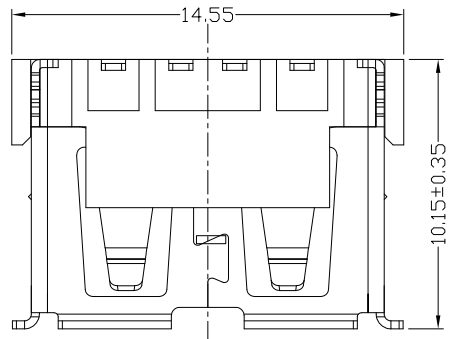




RoHS  
Compliant  
2002/95/EC  
Process  
Capable

REV.	ECN.	NO.	APPD.



RECOMMENDED PCB LAYOUT

NOTES:

1.ELECTRICAL:

- 1) VOLTAGE CURRENT RATING: 2AMP, 30V AC;
- 2) INSULATION RESISTANCE: 1000MΩ MIN;
- 3) CONTACT RESISTANCE: 30mΩ MAX;
- 4) WITHSTANDING VOLTAGE: 500V AC FOR 1MIN;
- 5) OPERATING TEMPERATURE: -55°C TO +85°C.

2.Mechanical:

- 1) Mating Force: 35N MAX
- 2) Unmating Force: 10N MIN.

3.DIMENSIONS MARKED "▼"

TO BE CHECKED BY Q.C & IPQC.

4.PART NO.

USAF-04\*N-1\*RU10

1:Au 1U"  
6:Au 30U"

W: WHITE  
B: BLACK

1:PBT  
2:PA6T  
3:PA9T  
4:LCP

Bill of materials:

NO	PARTS	MATERIAL	QTY	FINISHING	UNITS	mm	东莞市腾兴电子有限公司				
3	HOUSING	PBT+30%GF	1	UL94V-0	X. ±0.35	X.' ±2'	MAT'L	TITLE: USB AF DIP 90度 短体正向 卷边 后二脚		PART NO.: USAF-04XN-1XRU10	
2	SHELL	COPPER ALLOY	1	PLATED NICKEL	.X ±0.30	.X' ±1'	SEE NOTE	DR: Ricky 2018/10/15		DWG NO.: AII-RU10	
1	TERMINAL	COPPER ALLOY	4	PLATED GOLD/TIN	.XX ±0.25	.XX'	FINISH	CHKD: Ricky 2018/10/15		SCALE SHEET REV. CUSTOMER 1:1 1/1 A DRAWING	
					.XXX ±0.15	.XXX'	SEE NOTE	APPD:			
<p>THESE DRAWINGS AND SPECIFICATIONS ARE THE PROPERTY OF ACCURATE INNTECH INC AND SHALL NOT BE REPRODUCED, COPIED OR USED IN ANY MANNER WITHOUT THE PRIOR WRITTEN CONSENT OF ACCURATE INNTECH INC</p>							Q'TY	APPD:			