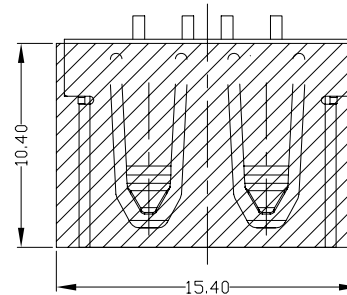
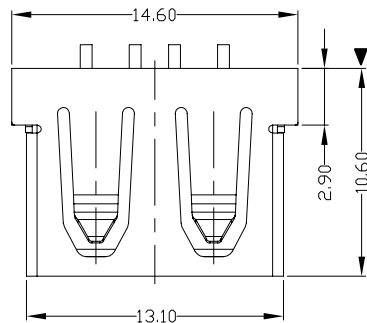


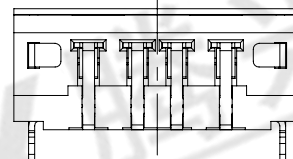
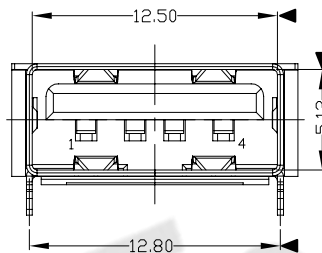
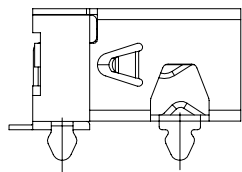


RoHS  
Compliant  
2002/95/EC

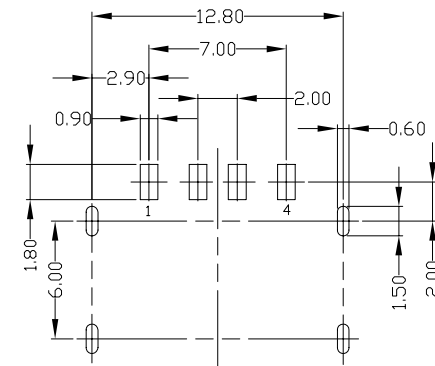
REV.	ECN.	NO.	APPD.



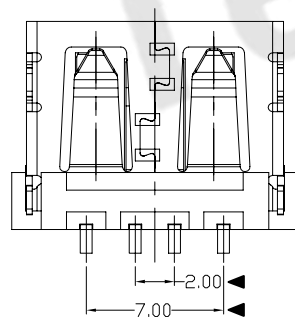
MYLAR 示意图



外壳铆合面视图



RECOMMENDED PCB LAYOUT



NOTES:

- ELECTRICAL:
  - VOLTAGE CURRENT RATING: 2AMP, 30V AC;
  - INSULATION RESISTANCE: 1000MΩ MIN;
  - CONTACT RESISTANCE: 30mΩ MAX;
  - WITHSTANDING VOLTAGE: 500V AC;
  - OPERATING TEMPERATURE: -55°C TO +85°C.
- Mechanical:
  - Mating Force: 35N MAX
  - Unmating Force: 10N MIN.
- NOTE: 1. DIMENSIONS MARKED "▼" TO BE CHECKED BY Q.C & IPQC.

4. PART NO.

USAF-04\*N-4\*V67

1:Au 1U"  
6:Au 30U"

W: WHITE  
B: BLACK

1: PBT  
2: PA6T  
3: PA9T  
4: LCP

Bill of materials:

NO	PARTS	MATERIAL	QTY	FINISHING	UNITS	mm	东莞市腾兴电子有限公司					
3	HOUSING	LCP	1	UL94V-0	X. ±0.35	X.* ±2*	MAT'L	TITLE: USB A/F 90° SMT 短体(10.6) 弹片尖角形		PART NO.: USAF-04*N-4*V67		
2	SHELL	COPPER ALLOY	1	PLATED NICKEL	.X ±0.3	.X* ±1*						SEE NOTE
1	TERMINAL	COPPER ALLOY	4	PLATED GOLD/TIN	.XX ±0.25	.XX*	FINISH	DR: gan 2012/6/30	DWG NO.: AII-V67			
					.XXX ±0.15	.XXX*	SEE NOTE	CHKD: gan 2012/6/30	SCALE: 1:1	SHEET: 1/1	REV: B	CUSTOMER DRAWING
					THESE DRAWINGS AND SPECIFICATIONS ARE THE PROPERTY OF ACCURATE INNDTECH INC AND SHALL NOT BE REPRODUCED, COPIED OR USED IN ANY MANNER WITHOUT THE PRIOR WRITTEN CONSENT OF ACCURATE INNDTECH INC.		Q'TY	APPD:				