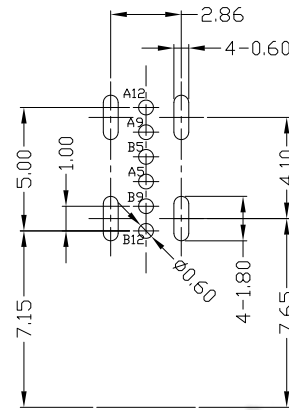
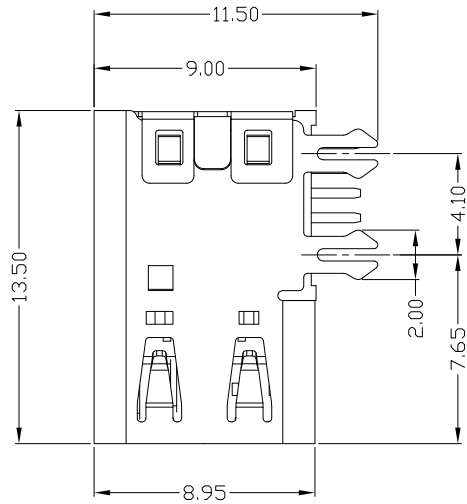




RoHS  
Compliant  
2002/95/EC

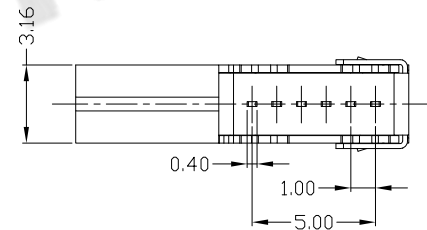
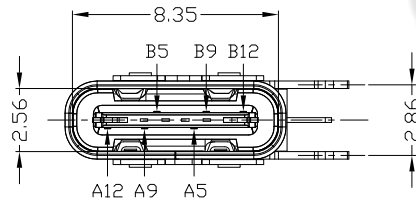
REV.	ECN.	NO.	APPD.



RECOMMENDED PCB LAYOUT

USB TYPE-C 6P  
RECEPTACLE INTERFACE PIN ASSIGNMENTS

A5	CC1	B5	CC2
A9	VBUS	B9	VBUS
A12	GND	B12	GND
PIN	SIGNAL NAME	PIN	SIGNAL NAME



NOTES:

- ELECTRICAL:
  - CURRENT RATING: 3A MIN FOR VBUS; VOLTAGE: 5VAC MAX 0.25A MIN FOR OTHER.
  - INSULATION RESISTANCE: 100MΩ MIN;
  - CONTACT RESISTANCE: 40mΩ MAX;
  - WITHSTANDING VOLTAGE: 100V AC;
  - OPERATING TEMPERATURE: -30°C ~ +80°C.
- Mechanical:
  - INSERTION FORCE: 5~20N.
  - EXTRACTION FORCE: 8~20N.
- DIMENSIONS MARKED "▼" TO BE CHECKED BY Q.C & IPQC.
- PART NO.

USCF-061N-4BCG43

1:Au 1U\*  
2:Au 3U\*  
5:Au 15U\*  
6:Au 30U\*  
W:WHITE  
B:BLACK  
1:PB  
2:PA6T  
3:PA9T  
4:LCP

Bill of materials:

5	SPRING	STAINLESS STEEL	1		X. ±0.35	X.' ±2'	UNITS	mm
4	COVER	STAINLESS STEEL	1	PLATED NICKEL	.X ±0.3	.X' ±1'	MAT'L	
3	SHELL	STAINLESS STEEL	1	PLATED NICKEL	.XX ±0.25	.XX'	SEE NOTE	
2	TERMINAL	COPPER ALLOY	6	PLATED GOLD/TIN	.XXX ±0.15	.XXX'	FINISH	
1	HOUSING	LCP+30%GF	1	UL94V-0	THESE DRAWINGS AND SPECIFICATIONS ARE THE PROPERTY OF ACCURATE INNOTECH INC AND SHALL NOT BE REPRODUCED, COPIED OR USED IN ANY MANNER WITHOUT THE PRIOR WRITTEN CONSENT OF ACCURATE INNOTECH INC.			
NO	PARTS	MATERIAL	QTY	FINISHING	Q'TY			

<b>东莞市腾兴电子有限公司</b>			
TITLE: USB TYPE CF 侧插式13.5 DIP 6P 四支鱼叉脚		PART NO.: USCF-061N-4BCG43	
DR: gan 2018/8/18		DWG NO.: AII-CG43	
CHKD: gan 2018/8/18		SCALE	SHEET
APPD:		1:1	1/1
		REV.	CUSTOMER DRAWING
		B	