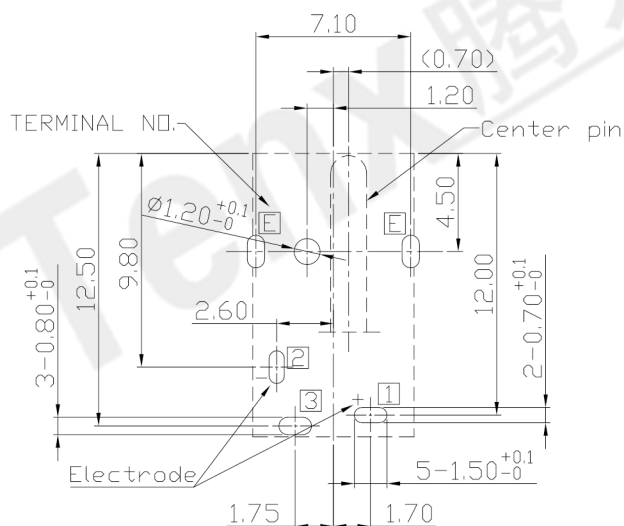
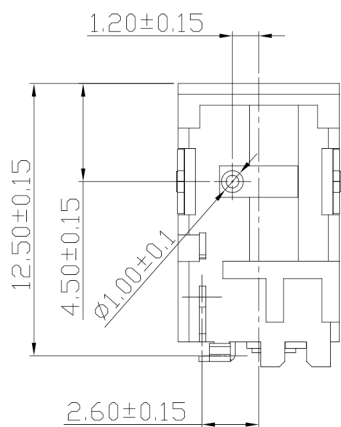
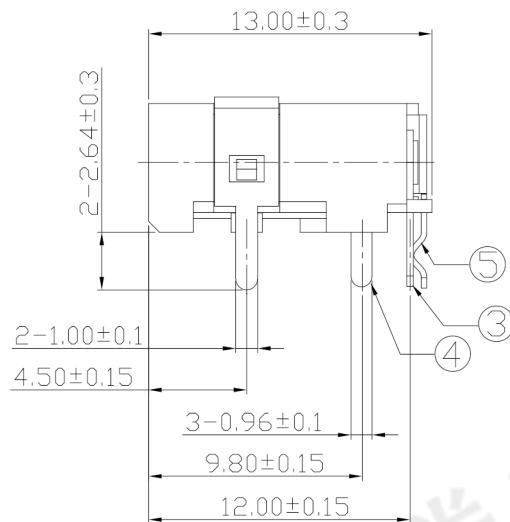
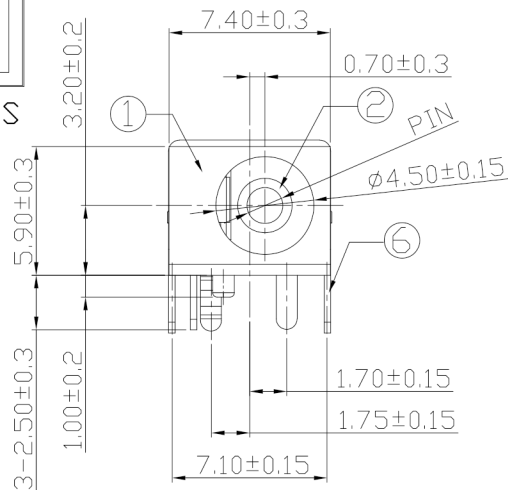




RoHS Compliant
2002/95/EC

DIMENSIONS



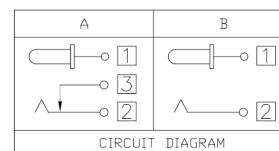
PCB HOLES(Bottom VIEW) t=1.6mm
NOTE:GENERAL TOLERANCE:±0.05mm

MODEL CODE:

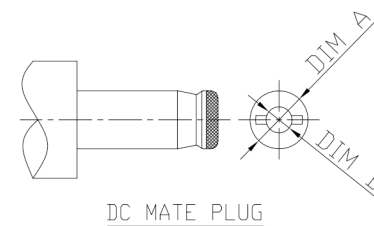
- DCB0-0030C- A G PB BK S 0 3
(1) (2) (3)(4) (5) (6) (7)(8) (9)
(1):Series type:DIP DC POWER JACK.
(2):Series No.
(3):Schematic option: A , B
(4):Center pin diameter:
G=φ1.65
(5):Material of housing:
PB=PBT
(6):Housing color:
BK=Black (Standard)
(7):Terminal plating
S=Silver(Ag) (Ag 8u")
(8):Special option:
0=No special option
(9):Packing mode:
3=Plastic box packing

SPECIFICATION:

- Rating : DC 20V 3A;
- Contact resistance : ≤30mΩ ;
After test:≤50mΩ
- Insulation resistance : ≥100MΩ (DC500V);
After test:≥50MΩ
- Withstand voltage : 500VAC ;
- Insertion and extraction force : 3-30N;
- life test : 5,000 cycles;
- Operation temperature range:-20°C~70°C;
- Preservative temperature range:-40°C~85°C;



Model No.	G
CENTER PIN	φ1.65
DIM A	φ4.0±0.05
DIM B	φ1.75 ^{+0.10} _{-0.00}



○: ITEM NO. □: TERMINAL NO.

NO.	PARTS	MATERIAL	Q'TY	FINISHING	TOLERANCE	ANGLES	UNITS
⑥	Shield plate	Brass t=0.30	1	Ag plating	.X ±0.38	X ±5'	mm
⑤	Shunt terminal	Brass t=0.25	1	Ag plating	.XX ±0.30	.X ±3'	MAT'L
④	Tip spring	Phosphor bronze t=0.30	1	Ag plating	.XXX ±0.15	.XX ±2'	SEE NOTE
③	Center pin terminal	Phosphor bronze t=0.30	1	Ag plating			FINISH
②	Center pin	Brass	1	Ni plating			SEE NOTE
①	Housing	PBT UL94V-0	1	Black			Q'TY

THESE DRAWINGS AND SPECIFICATIONS ARE THE PROPERTY OF ACCURATE INNOVATECH INC AND SHALL NOT BE REPRODUCED, COPIED OR USED IN ANY MANNER WITHOUT THE PRIOR WRITTEN CONSENT OF ACCURATE INNOVATECH INC.

<p>东莞市腾兴电子有限公司</p>				TITLE: DIP DC POWER JACK		PART NO.: DCB0-0030C	
				DR: Ricky 2019/04/11		DWG NO.: AB0-0030C	
APPD:		CHKD: Ricky 2019/04/11		SCALE: 1:1	SHEET: 1/1	REV: A	CUSTOMER DRAWING