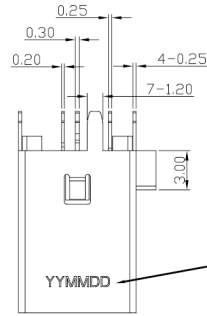
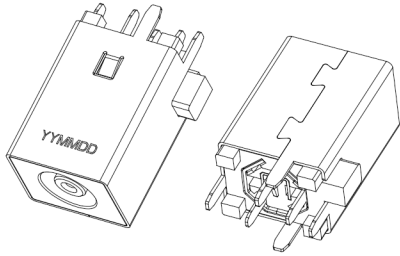




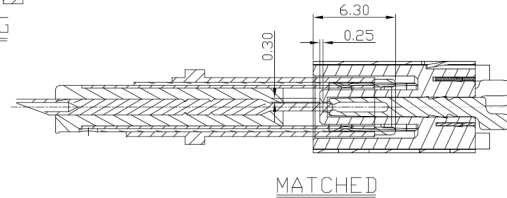
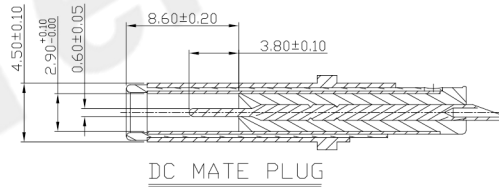
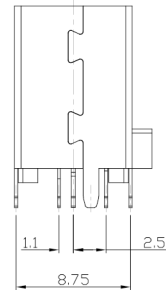
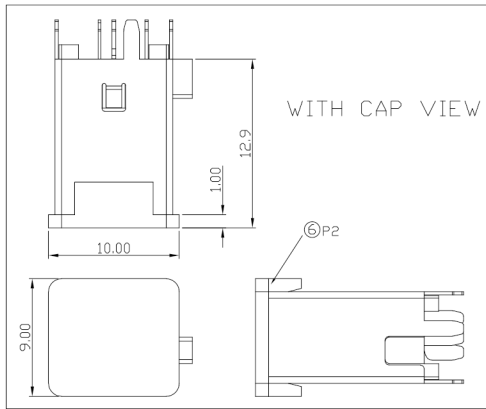
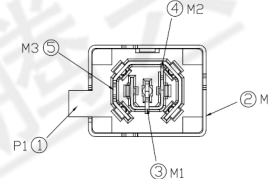
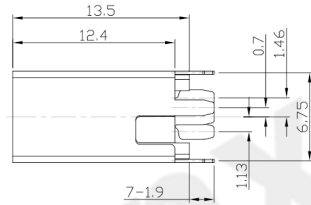
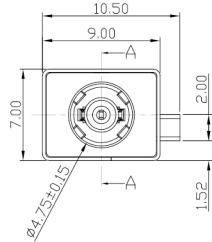
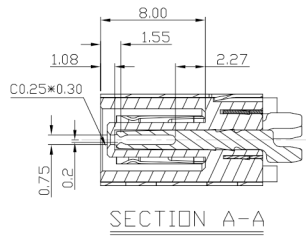
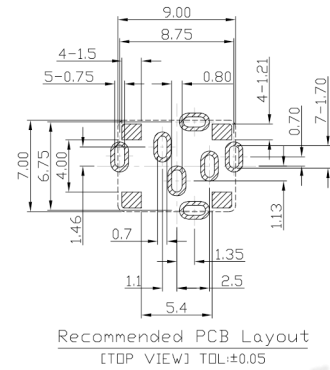
RoHS Compliant
2002/95/EC

Halogen Free

DIMENSIONS

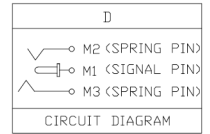


DATE CODE:
YYMMDD
YY:YEAR(15~)
MM:MONTH(01~12)
DD:DAY(01~31)



- MODEL CODE:
DCS0-0287A- D M 10 BK G 0 1
(1) (2) (3)(4)(5)(6) (7)(8) (9)
(1):Series type:DIP DC POWER JACK.
(2):Series No.
(3):Schematic option: D
(4):Center pin diameter:
M=Ø0.6
(5):Material of housing:
10=PA10T
(6):Housing color:
BK=Black
(7):Terminal plating
G=Gold(Au)
(8):Special option:
0=No special option
(9):Packing mode:
1=Reel packing

- Specification:
1.Rating :DC 30V 8A.
2.Contact resistance : ≤30mΩ
3.Insulation resistance : ≥100MΩ (DC250V).
4.Withstanding voltage: 500VAC .
5.Insertion and extraction force: 3~30N.
6.life test: 5000cycles min.
7.Operation temperature range:-25°C~85°C



Model No.	M
CENTER PIN	Ø0.6

Bill of materials:

NO.	PARTS	MATERIAL	Q'TY	FINISHING
⑥	P2 CAP	PA10T BLACK	1	UL94V-0
⑤	M3 SPRING	C5210-EH 0.25T	1	AU" 1U"
④	M2 SPRING	C5210-EH 0.20T	1	ALLOVER NICKEL 50u"Min
③	M1 SIGNAL	C5210-EH 0.30T	1	Ni 50u"Min
②	MS SHELL	SUS 0.25T	1	UL94V-0
①	P1 HOUSING	PA10T BLACK	1	FINISHING

TOLERANCE	ANGLES	UNITS
.X ± 0.25	X°,±5°	mm
.XX ± 0.15	.X°±3°	MAT'L
		SEE NOTE
		FINISH
		SEE NOTE
		Q'TY

THESE DRAWINGS AND SPECIFICATIONS ARE THE PROPERTY OF ACCURATE INNOVATECH INC AND SHALL NOT BE REPRODUCED, COPIED OR USED IN ANY MANNER WITHOUT THE PRIOR WRITTEN CONSENT OF ACCURATE INNOVATECH INC.

东莞市腾兴电子有限公司

TITLE:	DIP DC POWER JACK	PART NO.:	
DR:	Ricky 2019/03/22	DWG NO.:	
CHKD:	Ricky 2019/03/22	SCALE	1:1
APPD:		SHEET	1/1
		REV.	A
		CUSTOMER DRAWING	