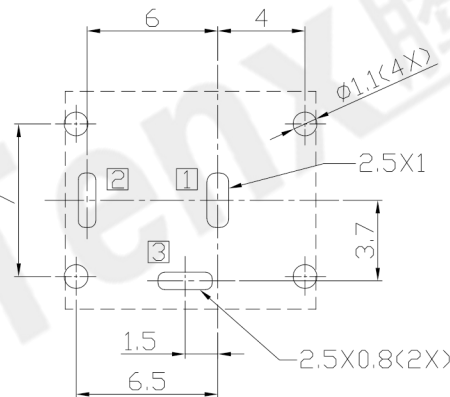
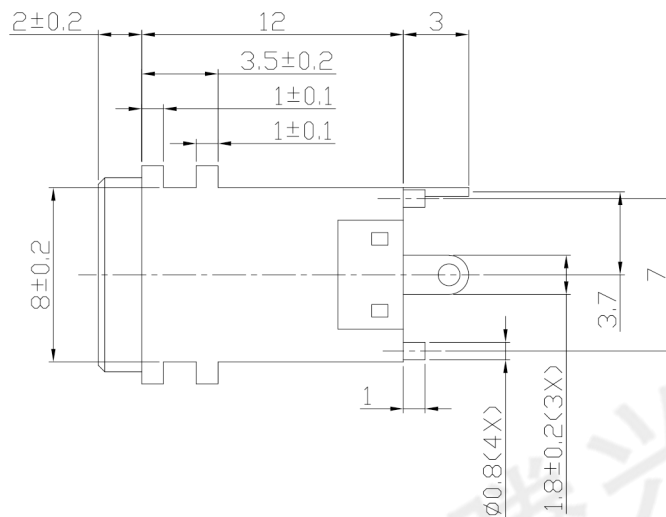
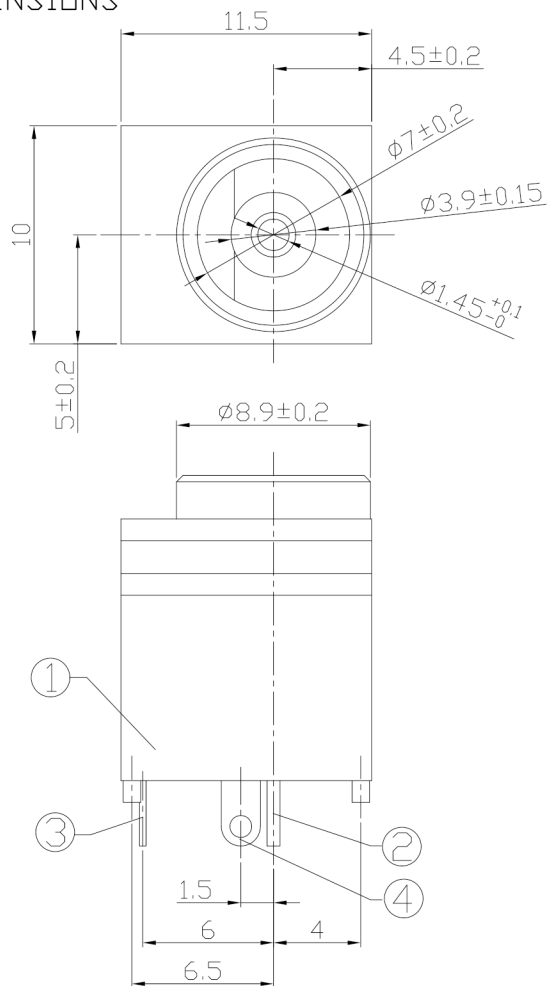




RoHS
Compliant
2002/95/EC

REV.	ECN.	NO.	APPD.

DIMENSIONS



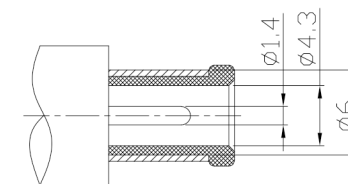
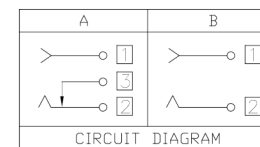
RECOMMENDED P.C.B. LAYOUT
UNSPECIFIED TOLERANCE: ±0.05
(BOTTOM VIEW)

MODEL CODE:

DCB0-00370- A F PB BK S 0 4
 (1) (2) (3)(4) (5) (6) (7)(8) (9)
 (1):Series type:DIP DC POWER JACK.
 (2):Series No.
 (3):Schematic option: A , B
 (4):Center pin diameter:
 F=φ1.45
 (5):Material of housing:
 PB=PBT 66=PA66
 (6):Housing color:
 BK=Black (Standard)
 (7):Terminal plating
 S=Silver(Ag)
 (8):Special option:
 0=No special option
 (9):Packing mode:
 4=Bag packing

SPECIFICATION:

- Rating : DC 30V 2A;
- Contact resistance: ≤30mΩ;
After test:≤50mΩ
- Insulation resistance: ≥100MΩ (DC500V);
After test:≥50MΩ
- Withstand voltage: 500VAC ;
- Insertion and extraction force: 3-30N;
- life test: 5,000 cycles;
- Operation temperature range:-20°C~70°C;
- Preservative temperature range:-40°C~85°C;



DC MATE PLUG

○: ITEM NO. □: TERMINAL NO.

NO.	PARTS	MATERIAL	Q'TY	FINISHING	TOLERANCE	ANGLES	UNITS	东莞市腾兴电子有限公司			
④	Shunt terminal ③	Brass t=0.4	1	Silver plating	±0.3	±2°	mm	TITLE: DIP DC POWER JACK		PART NO.: DCB0-00370	
③	Tip spring ②	Phosphor bronze t=0.3	1	Silver plating				DR: Ricky 2019/04/12		DWG NO.: AB0-00370	
②	Center pin ①	Phosphor bronze t=0.6	1	Silver plating				CHKD: Ricky 2019/04/12		SCALE	SHEET
①	Housing	PBT PA66	1	Black				APPD:		1:1	1/1
										REV.	CUSTOMER DRAWING
										A	

THESE DRAWINGS AND SPECIFICATIONS ARE THE PROPERTY OF ACCURATE INNO TECH INC AND SHALL NOT BE REPRODUCED, COPIED OR USED IN ANY MANNER WITHOUT THE PRIOR WRITTEN CONSENT OF ACCURATE INNO TECH INC.

