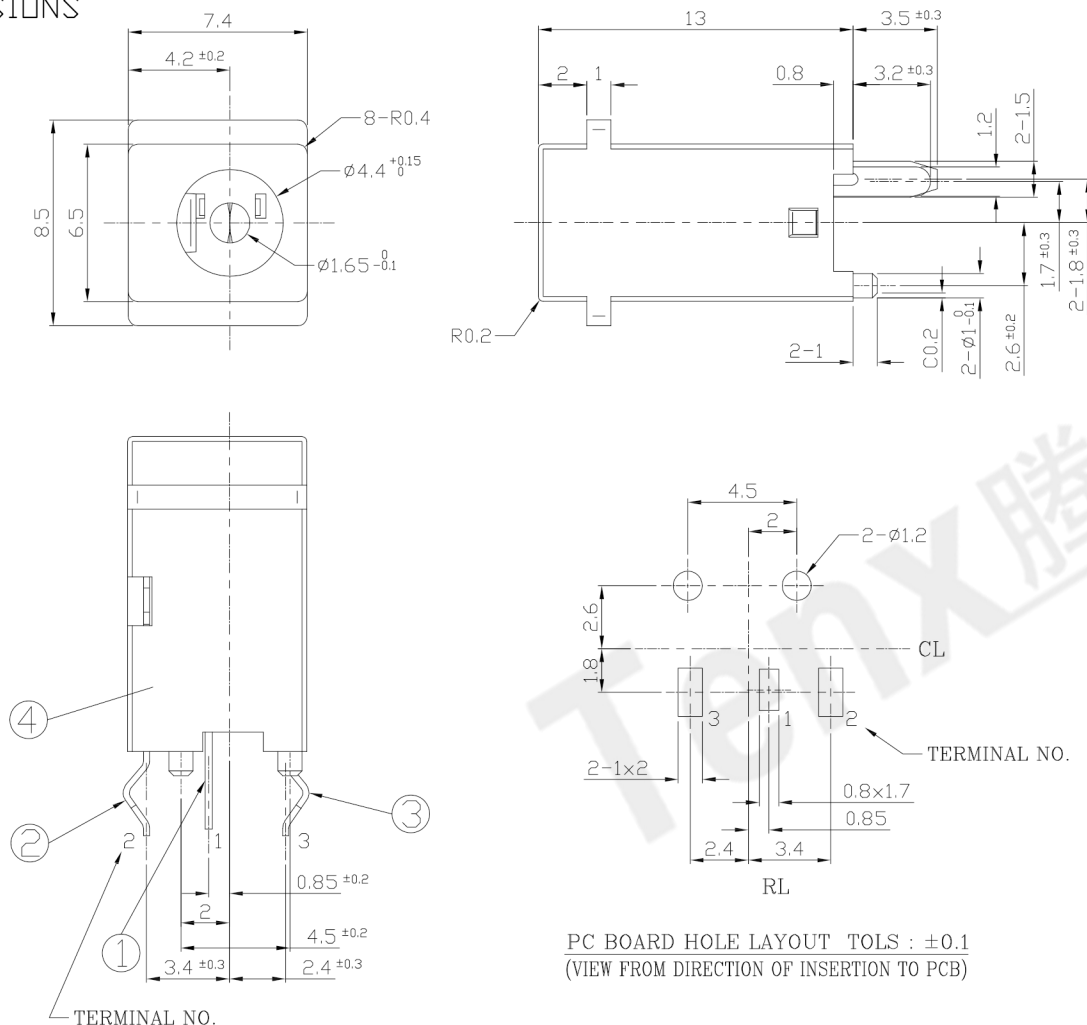




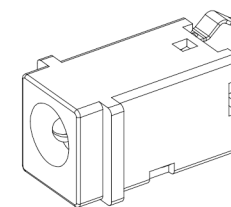
RoHS  
Compliant  
2002/95/EC

REV.	ECN.	NO.	APPD.

### DIMENSIONS

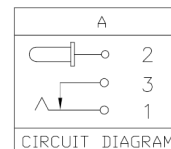


MODEL CODE:  
**DCD0-52000- A G PB BK S 0 4**  
 (1) (2) (3)(4) (5) (6) (7)(8) (9)  
 (1):Series type:DC POWER JACK.  
 (2):Series No.  
 (3):Schematic option: A  
 (4):Center pin diameter:  
 G=Ø1.65mm  
 (5):Material of housing:  
 PB=PBT  
 (6):Housing color:  
 BK=Black  
 (7):Terminal plating:  
 S=Silver(Ag)  
 (8):Special option:  
 0=No special option  
 (9):Packing mode:  
 4=Bag packing

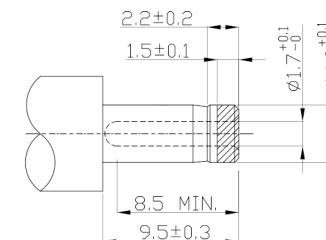


Specification:  
 1.Rating :DC 6.3V 5A.  
 2.Contact resistance :≤30mΩ  
 3.Insulation resistance :≥100MΩ (<500V DC).  
 4.Withstanding voltage :500VAC.  
 5.Insertion and extraction force :0.3~3Kgs.  
 6.Life test :5,000 cycles min.  
 7.Operation temperature range:-25°C~70°C

PC BOARD HOLE LAYOUT TOLS : ±0.1  
 (VIEW FROM DIRECTION OF INSERTION TO PCB)



Model No.	G
CENTER PIN	Ø1.65mm



Bill of materials:

NO.	PARTS	MATERIAL	Q'TY	FINISHING
④	JACK CASING	PBT/GF RESIN	1	UL94V-0
③	FIXED TERMINAL	BRASS C2680R-H 0.3t	1	Ag-PLATED
②	SLEEVE SPRING	PBS C5210R 0.25t	1	Ag-PLATED
①	PIN TERMINAL	BRASS C2680R-H 0.3t	1	Ag-PLATED

TOLERANCE	ANGLES	UNITS	mm
X≤5=±0.10		MAT'L	SEE NOTE
X>5=±0.30		FINISH	SEE NOTE
THESE DRAWINGS AND SPECIFICATIONS ARE THE PROPERTY OF ACCURATE INNOTECH INC AND SHALL NOT BE REPRODUCED, COPIED OR USED IN ANY MANNER WITHOUT THE PRIOR WRITTEN CONSENT OF ACCURATE INNOTECH INC.			
		Q'TY	SEE NOTE

<b>东莞市腾兴电子有限公司</b>			
TITLE: DC POWER JACK		PART NO.: DCD0-52000	
DR: Ricky 2019/08/27		DWG NO.: AD0-52000	
CHKD: Ricky 2019/08/27		SCALE	SHEET
APPD:		1:1	1/1
		REV.	CUSTOMER DRAWING
		A	