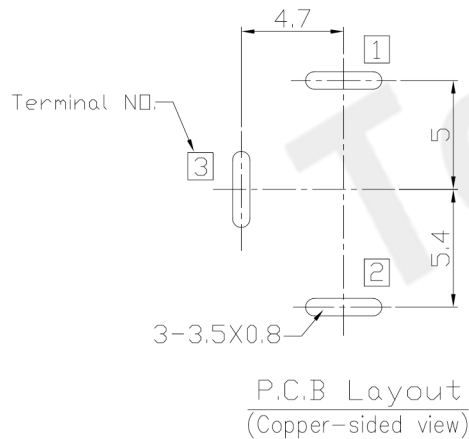
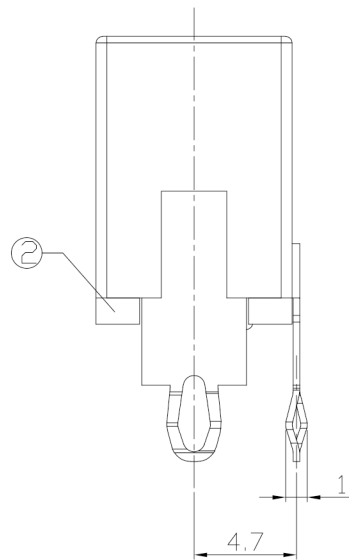
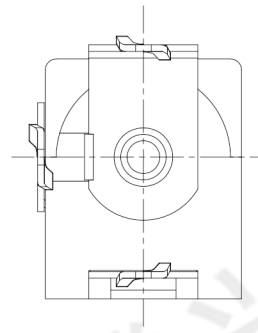
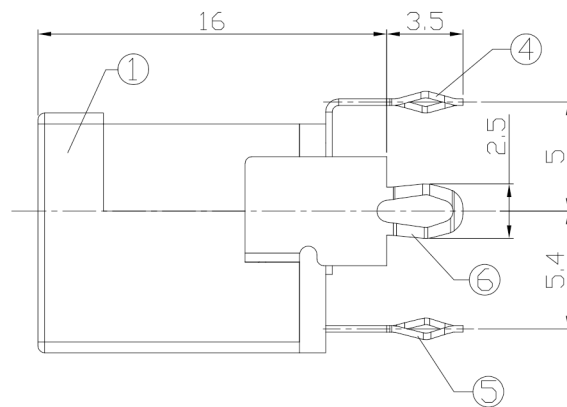
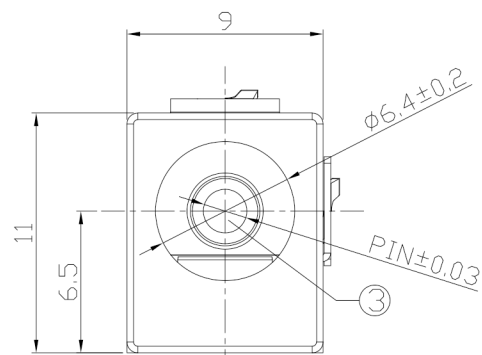




RoHS
Compliant
2002/95/EC

REV.	ECN.	NO.	APPD.

DIMENSIONS



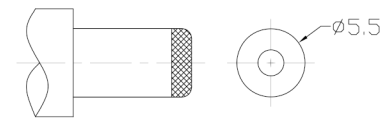
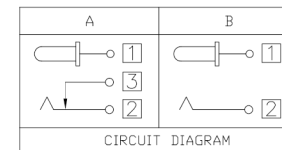
MODEL CODE:

DCB0-0013C- A □ PB BK I 0 4

- (1) (2) (3)(4) (5) (6) (7)(8) (9)
 (1):Series type:DIP DC POWER JACK.
 (2):Series No.
 (3):Schematic option: A , B
 (4):Center pin diameter:
 H=φ2.0 , I=φ2.35 , J=φ2.5
 (5):Material of housing:
 PB=PBT (Standard)
 (6):Housing color:
 BK=Black , 9C=White
 (7):Terminal plating
 T=Tin(Sn)
 (8):Special option:
 0=No special opion
 (9):Packing mode:
 4=Bag packing

SPECIFICATION:

- Rating : DC 12V 3A;
- Contact resistance: ≤30mΩ;
- Insulation resistance: ≥100MΩ (DC250V);
- Withstand voltage: 500VAC ;
- Insertion and extraction force: 3-30N;
- life test: 5,000 cycles;
- Operation temperature range:-20°C~70°C;
- Preservative temperature range:-40°C~85°C;



Model No.	H	I	J
CENTER PIN	φ2.0	φ2.35	φ2.5

○: ITEM NO. □: TERMINAL NO.

NO.	PARTS	MATERIAL	Q'TY	FINISHING
⑥	Shunt terminal ③	Brass t=0.3	1	Tin Plating
⑤	Tip spring ②	Phosphor bronze t=0.3	1	Tin Plating
④	Center pin terminal ①	Brass t=0.3	1	Tin Plating
③	Center pin ①	Brass	1	Nickel plating
②	Cover	PF	1	
①	Housing	PBT UL-94V-0	1	

THESE DRAWINGS AND SPECIFICATIONS ARE THE PROPERTY OF ACCURATE INNOTECH INC AND SHALL NOT BE REPRODUCED, COPIED OR USED IN ANY MANNER WITHOUT THE PRIOR WRITTEN CONSENT OF ACCURATE INNOTECH INC.

TOLERANCE	ANGLES	UNITS	mm
±0.3	±2°	MAT'L	SEE NOTE
		FINISH	SEE NOTE
		Q'TY	

东莞市腾兴电子有限公司

TITLE:	DIP DC POWER JACK	PART NO.:	DCB0-0013C
DR:	Ricky 2019/04/09	DWG NO.:	AB0-0013C
CHKD:	Ricky 2019/04/09	SCALE	SHEET
APPD:		1:1	1/1
		REV.	A
		CUSTOMER DRAWING	