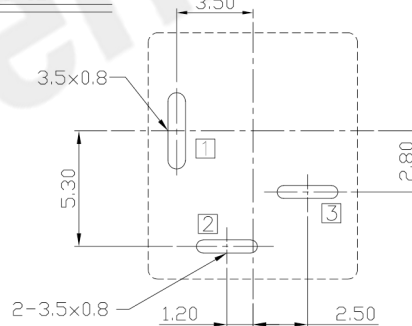
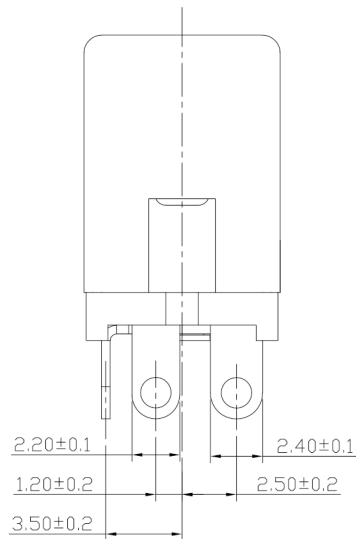
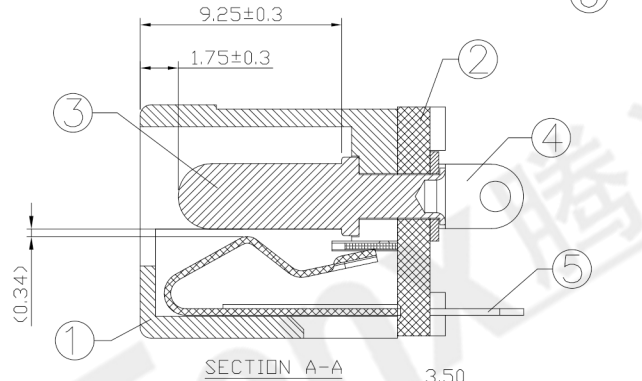
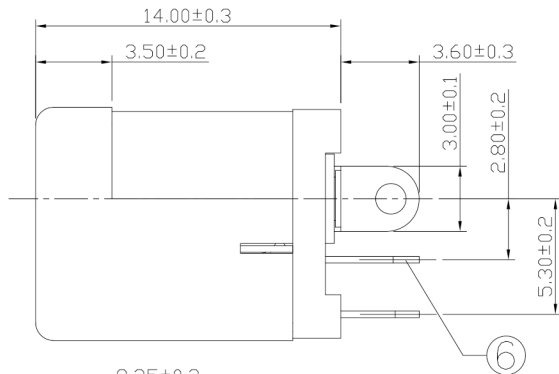
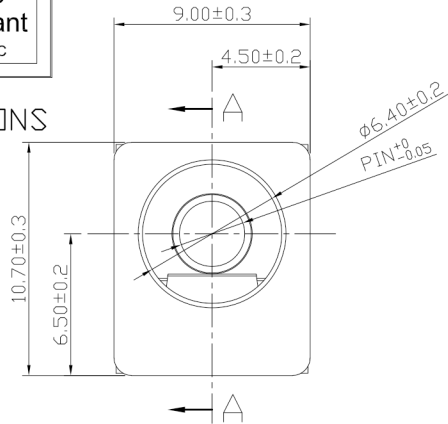




RoHS Compliant
2002/95/EC

DIMENSIONS



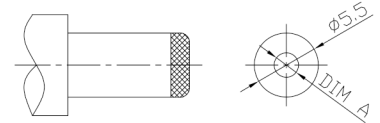
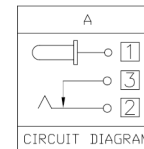
PCB HOLES(TOP VIEW) t=1.6mm
NOTE:GENERAL TOLERANCE:±0.05mm

MODEL CODE:

DCB0-0012D- A □ PB BK I 0 4
(1) (2) (3)(4) (5) (6) (7)(8) (9)
(1):Series type:DIP DC POWER JACK.
(2):Series No.
(3):Schematic option: A
(4):Center pin diameter:
H=φ2.0 , J=φ2.5 , K=φ3.0
(5):Material of housing:
PB=PBT
(6):Housing color:
BK=Black (Standard)
8D=Gray (XH1095)427C
(7):Terminal plating
S=Silver(Ag 8u")
T=Tin(sn 120u")
(8):Special option:
0=No special option
(9):Packing mode:
3=Plastic box packing
4=Bag packing

Specification:

- Rating : DC 12V 5A.
- Contact resistance : ≤30mΩ
After test:≤50mΩ
- Insulation resistance : ≥100MΩ (500VDC).
After test:≥50MΩ
- Withstanding voltage: 500VAC .
- Insertion and extraction force: 3N~30N.
- life test: 5000cycles min.
- Operation temperature range:-20℃~70℃.
- Preservative temperature range:-40℃~85℃.



Model No.	H	J	K
CENTER PIN	φ2.0	φ2.5	φ3.0
PLUG D.D.	φ2.05 ^{+0.10} _{-0.00}	φ2.55 ^{+0.10} _{-0.00}	φ3.05 ^{+0.10} _{-0.00}

○: ITEM NO. □: TERMINAL NO.

NO.	PARTS	MATERIAL	Q'TY	FINISHING
⑥	Shunt terminal	Brass (C2680 t=0.3)	1	See"Ordering information"
⑤	Tip spring	Phosphor bronze (C5210 t=0.3)	1	See"Ordering information"
④	Center pin terminal	Brass (C2680 t=0.40)	1	See"Ordering information"
③	Center pin	Brass (H65)	1	CuSn plating
②	Cover	PBT UL94V-0	1	Black
①	Housing	PBT UL94V-0	1	See P/D

TOLERANCE	ANGLES	UNITS
±0.3	±2'	mm
		MAT'L
		SEE NOTE
		FINISH
		SEE NOTE
		Q'TY

东莞市腾兴电子有限公司			
TITLE:	DIP DC POWER JACK	PART NO.:	DCB0-0012D
DR:	Ricky 2019/03/07	DWG NO.:	AB0-0012D
CHKD:	Ricky 2019/03/07	SCALE	SHEET
APPD:		1:1	1/1
		REV.	A
		CUSTOMER DRAWING	

THESE DRAWINGS AND SPECIFICATIONS ARE THE PROPERTY OF ACCURATE INNO TECH INC AND SHALL NOT BE REPRODUCED, COPIED OR USED IN ANY MANNER WITHOUT THE PRIOR WRITTEN CONSENT OF ACCURATE INNO TECH INC.