



RoHS Compliant
2002/95/EC

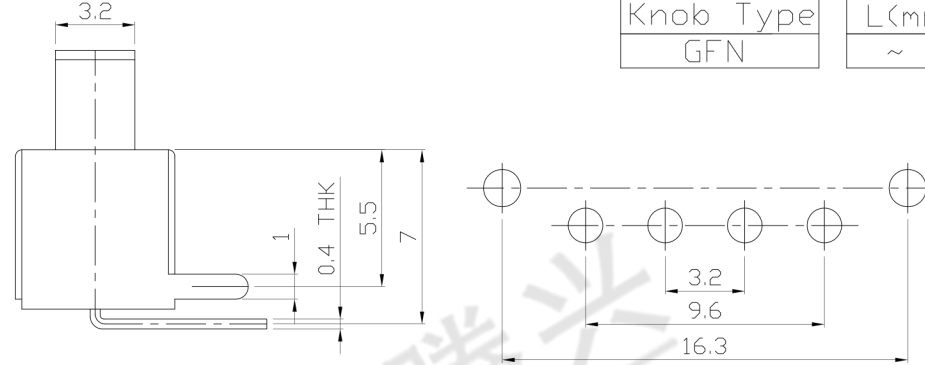
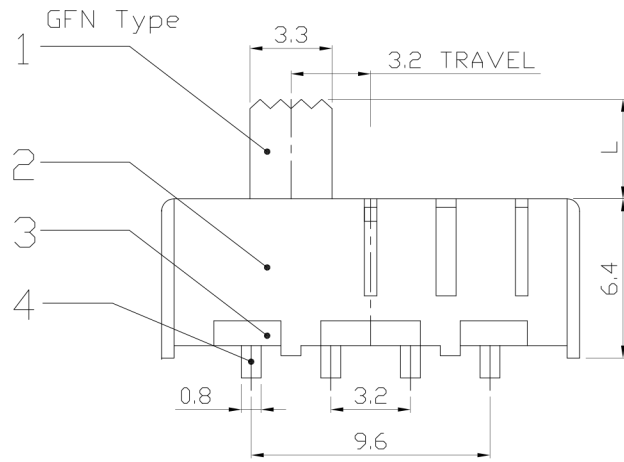
REV.	ECN.	NO.	APPD.

MODEL CODE

SS-13F24-GFN

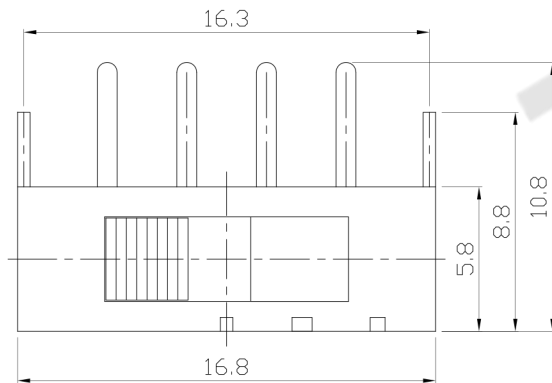
Knob Type	L(mm)
GFN	~

DIMENSIONS



P.C.B LAYOUT
BOTTOM VIEW

CIRCUIT DIAGRAM



ELECTRO-MECHANICAL CHARACTERISTICS

Refer to additional specifications

RATING	0.3A 50V DC
CIRCUIT	1P3T
CONTACT RESISTANCE	30mΩ MAX.
TIMING	SHORTING
TRAVEL	3.2mm
OPERATING FORCE	250±100gf
OPERATING LIFE(cycles)	10,000

8					WITHIN 1.0mm: ±0.2mm	UNITS	mm
7	CONTACT	C5210	1	Ag CLAD	OVER 1.0mm: ±0.3mm	MAT'L	
6	STEEL BALL	SUS	1	NATURAL		SEE NOTE	
5	SPRING	SUS	1	NATURAL		FINISH	
4	TERMINAL	BRASS STRIP	4	Ag PLATED		SEE NOTE	
3	TERMINAL CASE	PHENOLIC RESIN	1	NATURAL		Q'TY	
2	COVER	SPCC-SD	1	Ni PLATED			
1	KNOB	PDM	1	BLACK			
NO.	PARTS	MATERIAL	Q'TY	FINISHING			

THESE DRAWINGS AND SPECIFICATIONS ARE THE PROPERTY OF ACCURATE INNOVATECH INC AND SHALL NOT BE REPRODUCED, COPIED OR USED IN ANY MANNER WITHOUT THE PRIOR WRITTEN CONSENT OF ACCURATE INNOVATECH INC.

东莞市腾兴电子有限公司			
TITLE:	SLIDE SWITCH / VERTICAL	PART NO.:	SS-13F24
DR:	Ricky 2016/08/09	DWG NO.:	AZJ-13F24
CHKD:	Ricky 2016/08/09	SCALE	1:1
APPD:		SHEET	1/1
		REV.	A
		CUSTOMER DRAWING	