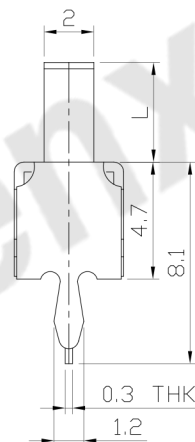
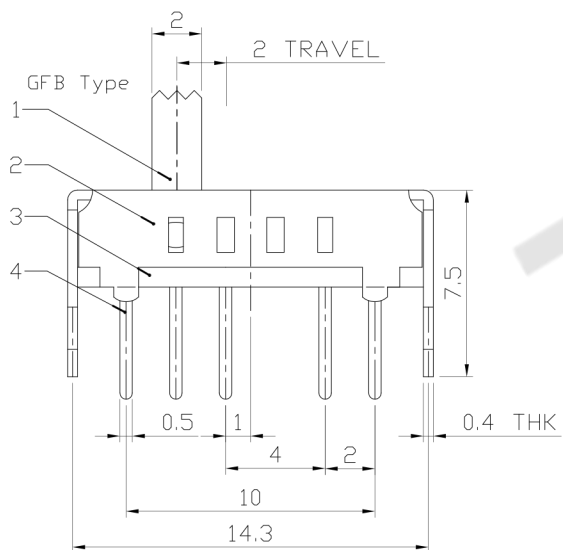
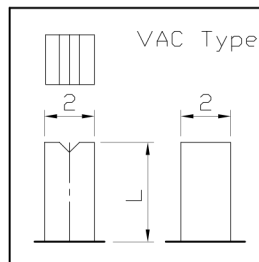
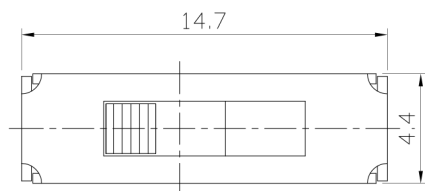




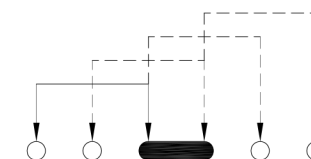
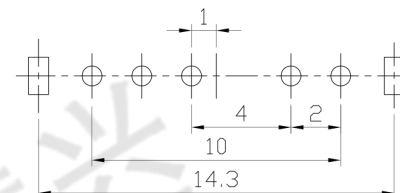
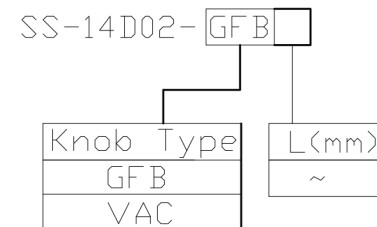
RoHS Compliant
2002/95/EC

REV.	ECN.	NO.	APPD.

DIMENSIONS



MODEL CODE



P.C.B LAYOUT
BOTTOM VIEW

CIRCUIT DIAGRAM

ELECTRO-MECHANICAL CHARACTERISTICS

Refer to additional specifications

RATING	0.3A 50V DC
CIRCUIT	1P3T
CONTACT RESISTANCE	100mΩ MAX.
TIMING	SHORTING
TRAVEL	2mm
OPERATING FORCE	250±100gf
OPERATING LIFE(cycles)	10,000

8					
7					
6	SPRING PLATED	PBS STRIP	1	NATURAL	
5	CONTACT CLIP	PBS STRIP	1	Ag PLATED	
4	TERMINAL	BRASS STRIP	5	Ag PLATED	
3	BASE	PHENOLIC RESIN	1	NATURAL	
2	FRAME	STEEL STRIP	1	Ni PLATED	
1	KNOB	PDM	1	BLACK	
NO.	PARTS	MATERIAL	Q'TY	FINISHING	

WITHIN 1.5mm: ±0.1mm
OVER 1.5mm: ±0.2mm

UNITS mm

MAT'L SEE NOTE

FINISH SEE NOTE

Q'TY

THESE DRAWINGS AND SPECIFICATIONS ARE THE PROPERTY OF ACCURATE INNO TECH INC AND SHALL NOT BE REPRODUCED, COPIED OR USED IN ANY MANNER WITHOUT THE PRIOR WRITTEN CONSENT OF ACCURATE INNO TECH INC.

东莞市腾兴电子有限公司

TITLE:	SLIDE SWITCH / VERTICAL	PART NO.:	SS-14D02
DR:	Ricky 2015/05/26	DWG NO.:	ADL-14D02
CHKD:	Ricky 2015/05/26	SCALE	SHEET
APPD:		4:1	1/1
		REV.	A
		CUSTOMER DRAWING	