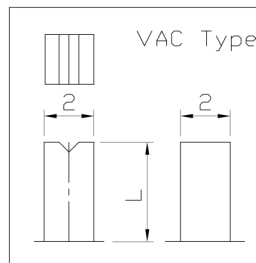
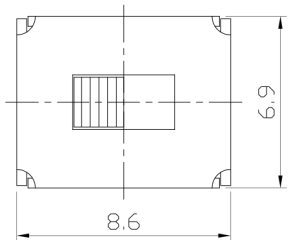




**RoHS Compliant**  
2002/95/EC

REV.	ECN.	NO.	APPD.

### DIMENSIONS

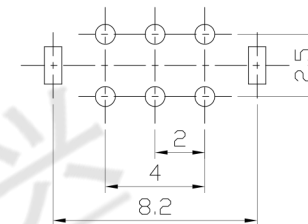


### MODEL CODE

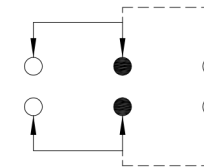
SS-22D03-GFB

Knob Type
GFB
VAC

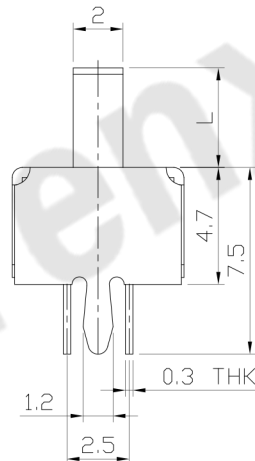
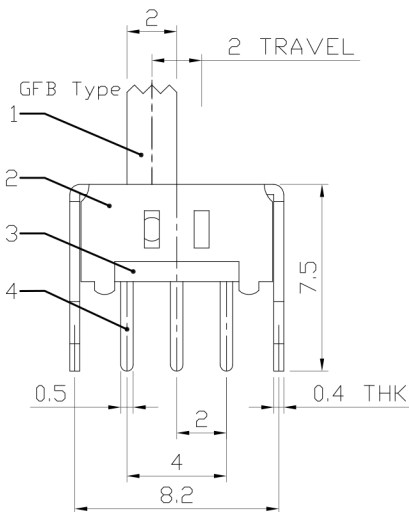
L(mm)
~



P.C.B LAYOUT  
BOTTOM VIEW



CIRCUIT DIAGRAM



### ELECTRO-MECHANICAL CHARACTERISTICS

Refer to additional specifications

RATING	0.3A 50V DC
CIRCUIT	2P2T
CONTACT RESISTANCE	100mΩ MAX.
TIMING	NON-SHORTING
TRAVEL	2mm
OPERATING FORCE	250±100gf
OPERATING LIFE(cycles)	10,000

8					WITHIN 1.5mm: ±0.1mm	UNITS	mm
7					OVER 1.5mm: ±0.2mm	MAT'L	
6	SPRING PLATED	SUS	1	NATURAL		SEE NOTE	
5	CONTACT CLIP	PBS STRIP	2	Ag PLATED			
4	TERMINAL	BRASS STRIP	6	Ag PLATED			
3	BASE	PHENOLIC RESIN	1	NATURAL		FINISH	
2	FRAME	STEEL STRIP	1	Ni PLATED		SEE NOTE	
1	KNOB	PDM	1	BLACK		Q'TY	
NO.	PARTS	MATERIAL	Q'TY	FINISHING			

THESE DRAWINGS AND SPECIFICATIONS ARE THE PROPERTY OF ACCURATE INNOVATECH INC AND SHALL NOT BE REPRODUCED, COPIED OR USED IN ANY MANNER WITHOUT THE PRIOR WRITTEN CONSENT OF ACCURATE INNOVATECH INC.



**东莞市腾兴电子有限公司**

TITLE:	SLIDE SWITCH / VERTICAL	PART NO.:	SS-22D03
DR:	Ricky 2015/05/26	DWG NO.:	ADL-22D03
CHKD:	Ricky 2015/05/26	SCALE	4:1
APPD:		SHEET	1/1
		REV.	A
		CUSTOMER DRAWING	