



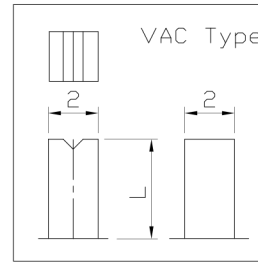
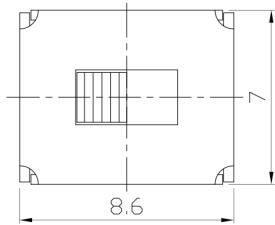
**RoHS Compliant**  
2002/95/EC

**MODEL CODE**

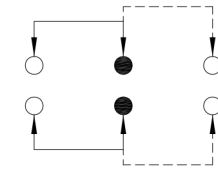
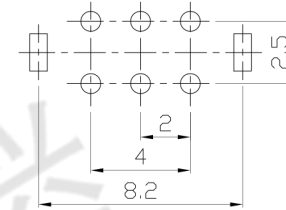
SS-22D06-GFB

REV.	ECN. NO.	APPD.

**DIMENSIONS**

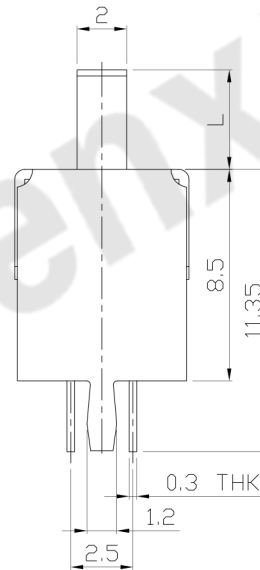
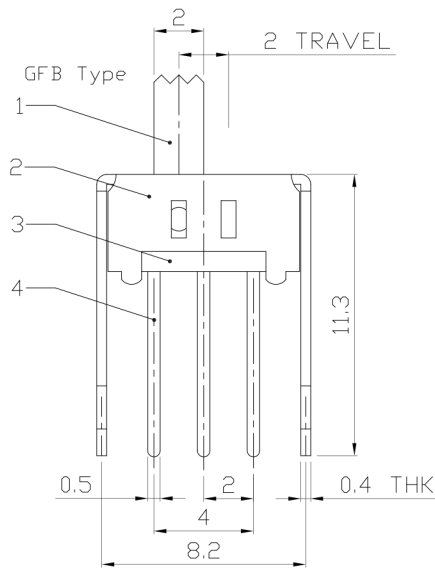


Knob Type	L(mm)
GFB	~
VAC	~



P.C.B LAYOUT  
BOTTOM VIEW

CIRCUIT DIAGRAM



**ELECTRO-MECHANICAL CHARACTERISTICS**

Refer to additional specifications

RATING	0.3A 50V DC
CIRCUIT	2P2T
CONTACT RESISTANCE	30mΩ MAX.
TIMING	NON-SHORTING
TRAVEL	2mm
OPERATING FORCE	250±100gf
OPERATING LIFE(cycles)	10,000

8					
7					
6	SPRING PLATE	SUS	1	NATURAL	WITHIN 1.5mm: ±0.1mm
5	CONTACT CLIP	PBS STRIP	2	Ag PLATED	OVER 1.5mm: ±0.2mm
4	TERMINAL	BRASS STRIP	6	Ag PLATED	
3	BASE	PHENOLIC RESIN	1	NATURAL	
2	FRAME	STEEL STRIP	1	Ni PLATED	
1	KNOB	POM	1	BLACK	
NO.	PARTS	MATERIAL	Q'TY	FINISHING	

THESE DRAWINGS AND SPECIFICATIONS ARE THE PROPERTY OF ACCURATE INNO TECH INC AND SHALL NOT BE REPRODUCED, COPIED OR USED IN ANY MANNER WITHOUT THE PRIOR WRITTEN CONSENT OF ACCURATE INNO TECH INC.

**东莞市腾兴电子有限公司**

TITLE:	SLIDE SWITCH / VERTICAL	PART NO.:	SS-22D06
DR:	Ricky 2015/09/01	DWG NO.:	ADL-22D06
CHKD:	Ricky 2015/09/01	SCALE	4:1
APPD:		SHEET	1/1
		REV.	A
		CUSTOMER DRAWING	