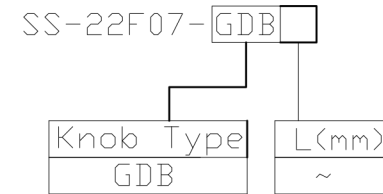




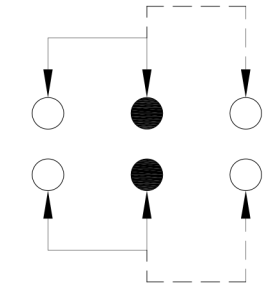
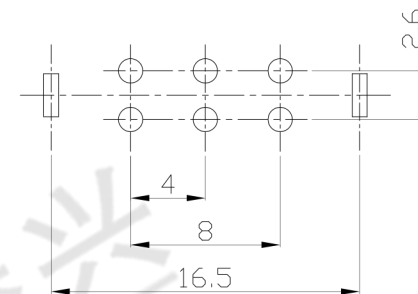
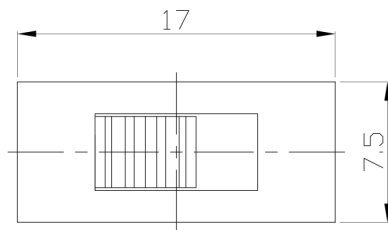
RoHS
Compliant
2002/95/EC

MODEL CODE



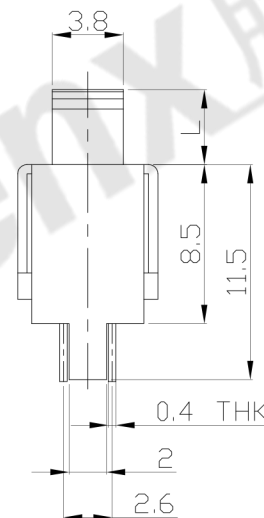
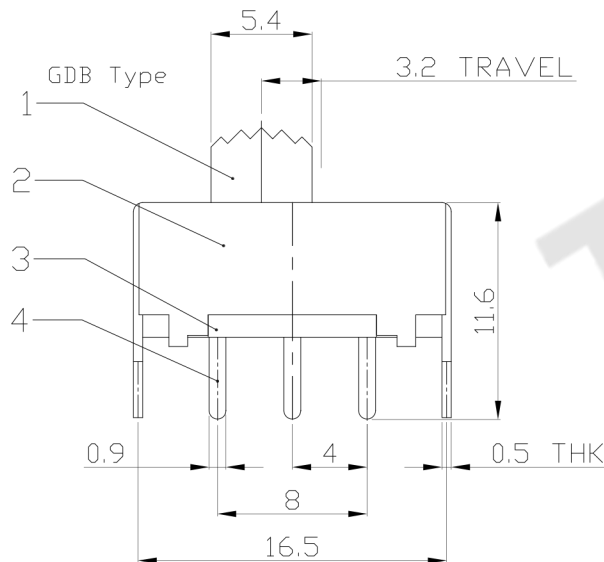
REV.	ECN. NO.	APPD.

DIMENSIONS



P.C.B LAYOUT
BOTTOM VIEW

CIRCUIT DIAGRAM



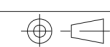
ELECTRO-MECHANICAL CHARACTERISTICS

Refer to additional specifications

RATING	0.5A 50V DC
CIRCUIT	2P2T
CONTACT RESISTANCE	100mΩ MAX.
TIMING	NON-SHORTING
TRAVEL	3.2mm
OPERATING FORCE	250±100gf
OPERATING LIFE(cycles)	10,000

8					WITHIN 1.5mm: ±0.1mm	UNITS mm
7					OVER 1.5mm: ±0.2mm	MAT'L
6	SPRING	STEEL WIRE	2	NATURAL		SEE NOTE
5	CONTACT	BRASS STRIP	2	Ag PLATED		
4	TERMINAL	BRASS STRIP	6	Ag PLATED		FINISH
3	BASE	PHENOLIC RESIN	1	BLACK		SEE NOTE
2	FRAME	STEEL STRIP	1	Ni PLATED		Q'TY
1	KNOB	POM	1	BLACK		
NO.	PARTS	MATERIAL	Q'TY	FINISHING		

THESE DRAWINGS AND SPECIFICATIONS ARE THE PROPERTY OF ACCURATE INNOVATION INC AND SHALL NOT BE REPRODUCED, COPIED OR USED IN ANY MANNER WITHOUT THE PRIOR WRITTEN CONSENT OF ACCURATE INNOVATION INC.



东莞市腾兴电子有限公司

TITLE: SLIDE SWITCH / VERTICAL	PART NO.: SS-22F07
DR: <i>Ricky</i> 2015/05/26	DWG NO.: ADL-22F07
CHKD: <i>Ricky</i> 2015/05/26	SCALE SHEET REV. CUSTOMER 2:1 1/1 A DRAWING
APPD:	