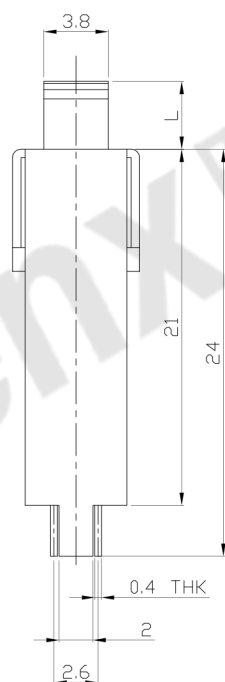
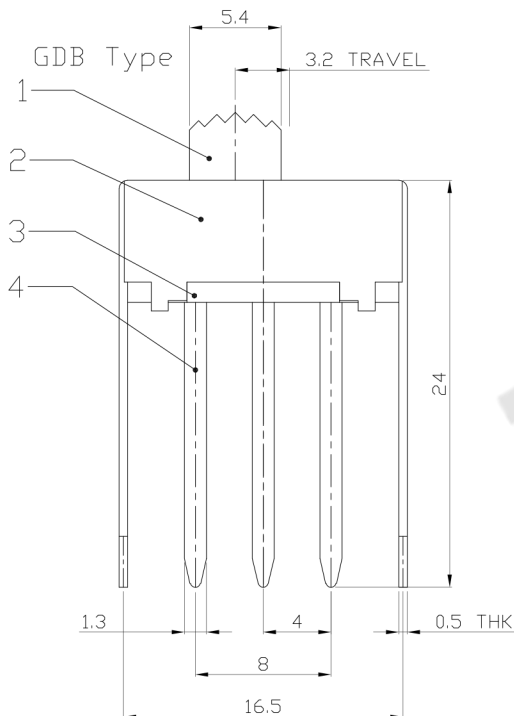
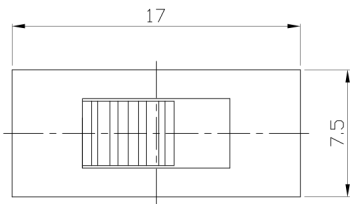




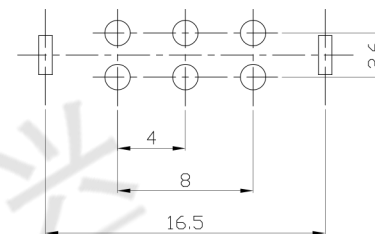
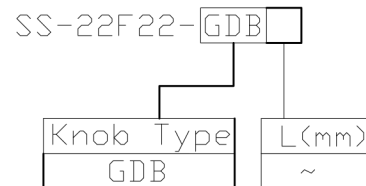
**RoHS Compliant**  
2002/95/EC

REV.	ECN.	NO.	APPD.

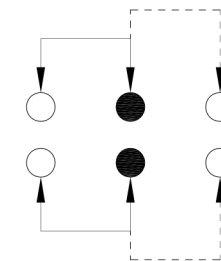
**DIMENSIONS**



**MODEL CODE**



P.C.B LAYOUT  
BOTTOM VIEW



CIRCUIT DIAGRAM

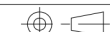
**ELECTRO-MECHANICAL CHARACTERISTICS**

Refer to additional specifications

RATING	0.5A 50V AC
CIRCUIT	2P2T
CONTACT RESISTANCE	100mΩ MAX.
TIMING	NON-SHORTING
TRAVEL	3.2mm
OPERATING FORCE	180±80gf
OPERATING LIFE(cycles)	10,000

8					WITHIN 1.5mm: ±0.1mm	UNITS	mm
7					OVER 1.5mm: ±0.2mm	MAT'L	
6	SPRING	STEEL WIRE	2	NATURAL		SEE NOTE	
5	CONTACT	BRASS STRIP	2	Ag PLATED			
4	TERMINAL	BRASS STRIP	6	Ag PLATED		FINISH	
3	BASE	PHENOLIC RESIN	1	NATURAL		SEE NOTE	
2	FRAME	STEEL STRIP	1	Ni PLATED		Q'TY	
1	KNOB	POM	1	BLACK			
NO.	PARTS	MATERIAL	Q'TY	FINISHING			

THESE DRAWINGS AND SPECIFICATIONS ARE THE PROPERTY OF ACCURATE INNOVATECH INC AND SHALL NOT BE REPRODUCED, COPIED OR USED IN ANY MANNER WITHOUT THE PRIOR WRITTEN CONSENT OF ACCURATE INNOVATECH INC.



**东莞市腾兴电子有限公司**

TITLE:	SLIDE SWITCH / VERTICAL	PART NO.:	SS-22F22
DR:	Ricky 2015/09/02	DWG NO.:	ADL-22F22
CHKD:	Ricky 2015/09/02	SCALE	2:1
APPD:		SHEET	1/1
		REV.	A
		CUSTOMER DRAWING	