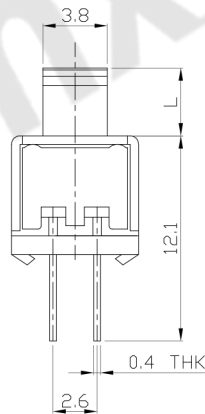
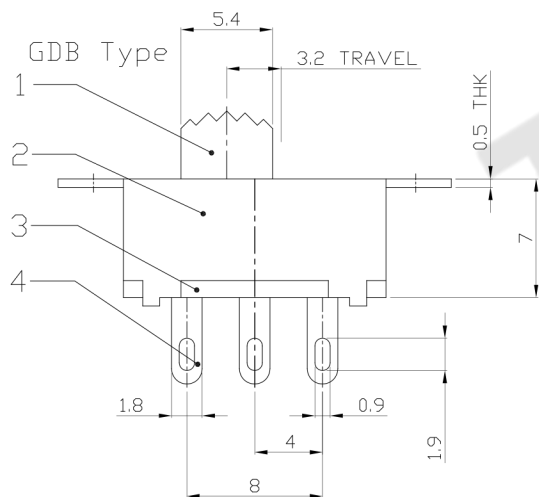
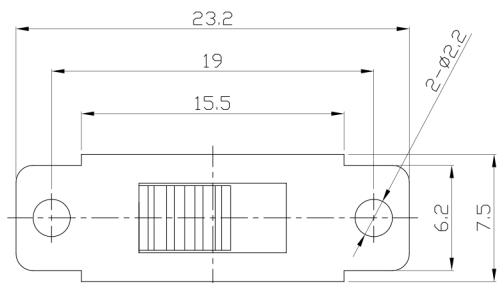




RoHS Compliant
2002/95/EC

REV.	ECN.	NO.	APPD.

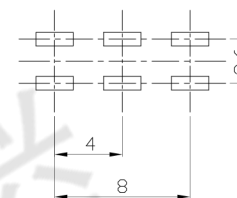
DIMENSIONS



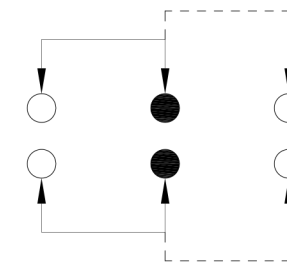
MODEL CODE

SS-22F32-GDB

Knob Type	L(mm)
GDB	~



P.C.B LAYOUT
BOTTOM VIEW



CIRCUIT DIAGRAM

ELECTRO-MECHANICAL CHARACTERISTICS

Refer to additional specifications

RATING	0.5A 50V AC
CIRCUIT	2P2T
CONTACT RESISTANCE	100mΩ MAX.
TIMING	NON-SHORTING
TRAVEL	3.2mm
OPERATING FORCE	180±80gf
OPERATING LIFE(cycles)	10,000

8							
7							
6	SPRING	STEEL WIRE	2	NATURAL	WITHIN 1.5mm: ±0.1mm	UNITS	东莞市腾兴电子有限公司 TITLE: SLIDE SWITCH / VERTICAL PART NO.: SS-22F32 DR: Ricky 2015/09/02 DWG NO.: ADL-22F32 CHKD: Ricky 2015/09/02 APPD: SCALE: 2:1 SHEET: 1/1 REV: A CUSTOMER DRAWING
5	CONTACT	BRASS STRIP	2	Ag PLATED	OVER 1.5mm: ±0.2mm	MAT'L	
4	TERMINAL	BRASS STRIP	6	Ag PLATED		SEE NOTE	
3	BASE	PHENOLIC RESIN	1	NATURAL		FINISH	
2	FRAME	STEEL STRIP	1	BLACK		SEE NOTE	
1	KNOB	POM	1	BLACK		Q'TY	
NO.	PARTS	MATERIAL	Q'TY	FINISHING			

THESE DRAWINGS AND SPECIFICATIONS ARE THE PROPERTY OF ACCURATE INNO TECH INC AND SHALL NOT BE REPRODUCED, COPIED OR USED IN ANY MANNER WITHOUT THE PRIOR WRITTEN CONSENT OF ACCURATE INNO TECH INC.

