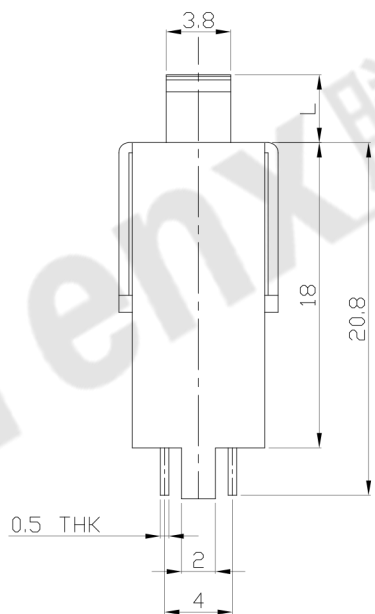
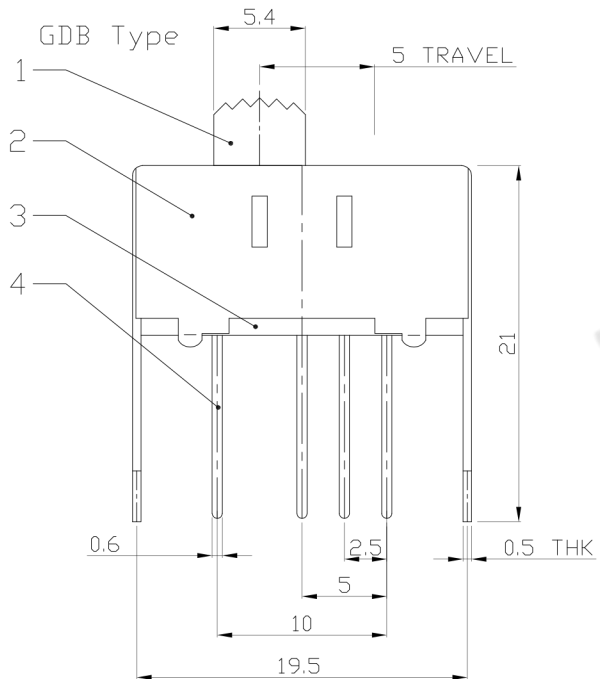
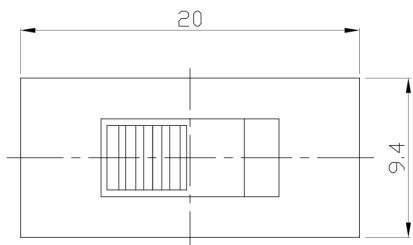




RoHS Compliant
2002/95/EC

REV.	ECN. NO.	APPD.

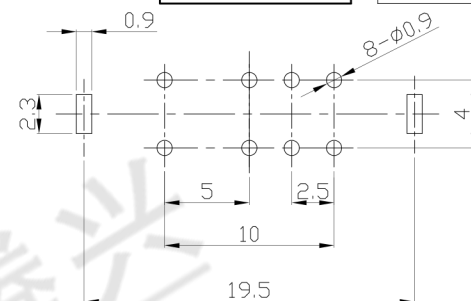
DIMENSIONS



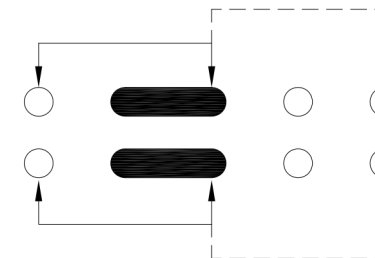
MODEL CODE

SS-22J13-GDB

Knob Type	L(mm)
GDB	~



P.C.B LAYOUT
BOTTOM VIEW



CIRCUIT DIAGRAM

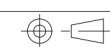
ELECTRO-MECHANICAL CHARACTERISTICS

Refer to additional specifications

RATING	0.3A 50V DC
CIRCUIT	2P2T
CONTACT RESISTANCE	100mΩ MAX.
TIMING	NON-SHORTING
TRAVEL	5mm
OPERATING FORCE	250±100gf
OPERATING LIFE(cycles)	10,000

8					WITHIN 1.5mm: ±0.1mm	UNITS mm
7	STEEL BALL	STEEL	2	NATURAL	OVER 1.5mm: ±0.2mm	MAT'L
6	SPRING	STEEL WIRE	1	NATURAL		SEE NOTE
5	CONTACT CLIP	PBS STRIP	2	Ag PLATED		FINISH
4	TERMINAL	BRASS STRIP	8	Ag PLATED		SEE NOTE
3	BASE	PHENOLIC RESIN	1	NATURAL		Q'TY
2	FRAME	STEEL STRIP	1	Ni PLATED		
1	KNOB	PDM	1	BLACK		
NO.	PARTS	MATERIAL	Q'TY	FINISHING		

THESE DRAWINGS AND SPECIFICATIONS ARE THE PROPERTY OF ACCURATE INNO TECH INC AND SHALL NOT BE REPRODUCED, COPIED OR USED IN ANY MANNER WITHOUT THE PRIOR WRITTEN CONSENT OF ACCURATE INNO TECH INC.



东莞市腾兴电子有限公司

TITLE:	SLIDE SWITCH / VERTICAL	PART NO.:	SS-22J13
DR:	Ricky 2015/09/04	DWG NO.:	ADL-22J13
CHKD:	Ricky 2015/09/04	SCALE	2:1
APPD:		SHEET	1/1
		REV.	A
		CUSTOMER DRAWING	