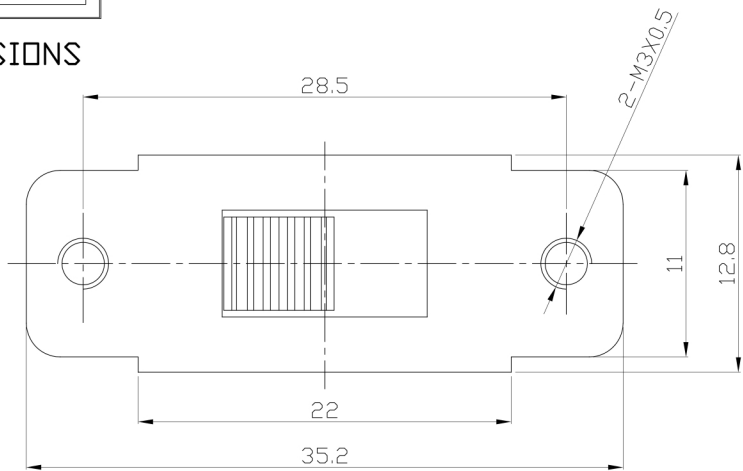




RoHS Compliant
2002/95/EC

REV.	ECN.	NO.	APPD.

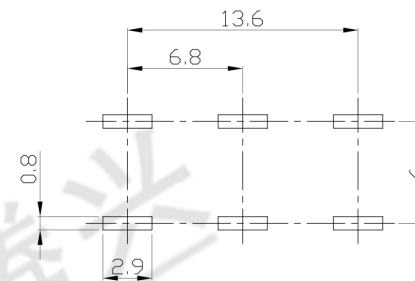
DIMENSIONS



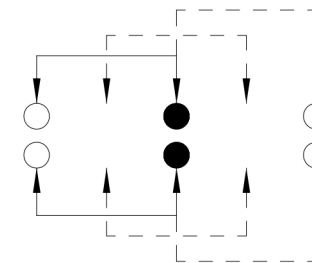
MODEL CODE

SS-23E29-GDC

Knob Type	L(mm)
GDC	~12

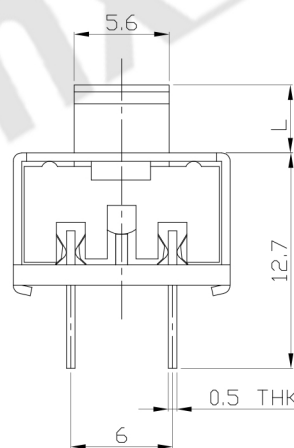
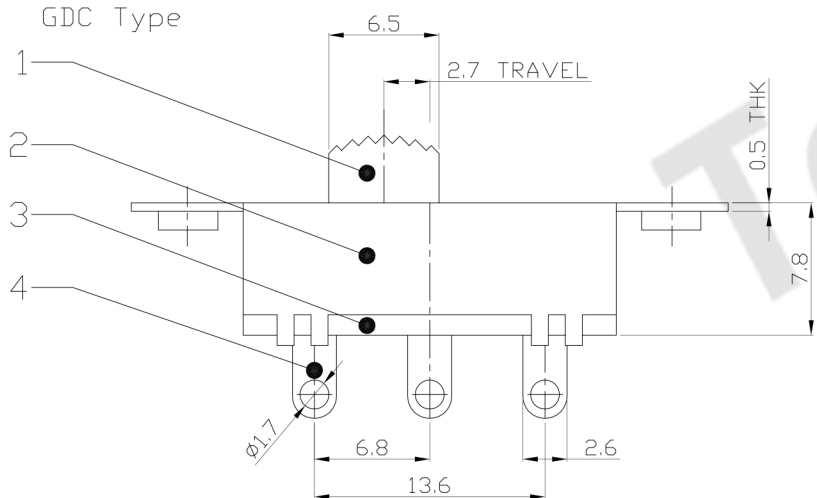


P.C.B LAYOUT
BOTTOM VIEW



CIRCUIT DIAGRAM

GDC Type



ELECTRO-MECHANICAL CHARACTERISTICS

Refer to additional specifications

RATING	3A 250V AC/6A 125V AC
CIRCUIT	2P3T
CONTACT RESISTANCE	100mΩ MAX.
TIMING	NON-SHORTING
TRAVEL	2.7mm
OPERATING FORCE	350±100gf
OPERATING LIFE(cycles)	10,000

8	CONTACT CLIP	PBS STRIP	2	Ag PLATED	WITHIN 1.5mm: ±0.1mm	UNITS	mm
7	POSITION PLATE	STEEL STRIP	1	Ni PLATED	OVER 1.5mm: ±0.2mm	MAT'L	SEE NOTE
6	STEEL BALL	STEEL	1	NATURAL		FINISH	SEE NOTE
5	SPRING	STEEL WIRE	1	NATURAL		Q'TY	SEE NOTE
4	TERMINAL	BRASS STRIP	6	Ag PLATED			
3	BASE	PHENOLIC RESIN	1	NATURAL			
2	FRAME	STEEL STRIP	1	Ni PLATED			
1	KNOB	POM	1	BLACK			
NO.	PARTS	MATERIAL	Q'TY	FINISHING			

THESE DRAWINGS AND SPECIFICATIONS ARE THE PROPERTY OF ACCURATE INNOVATECH INC AND SHALL NOT BE REPRODUCED, COPIED OR USED IN ANY MANNER WITHOUT THE PRIOR WRITTEN CONSENT OF ACCURATE INNOVATECH INC.



东莞市腾兴电子有限公司

TITLE:	SLIDE SWITCH / VERTICAL	PART NO.:	SS-23E29
DR:	Ricky 2015/09/08	DWG NO.:	ADL-23E29
CHKD:	Ricky 2015/09/08	SCALE	2:1
APPD:		SHEET	1/1
		REV.	A
		CUSTOMER DRAWING	