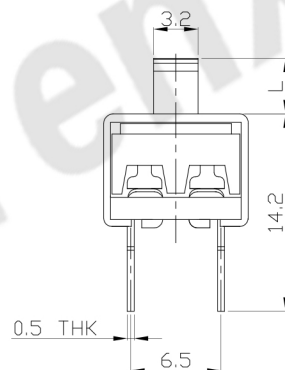
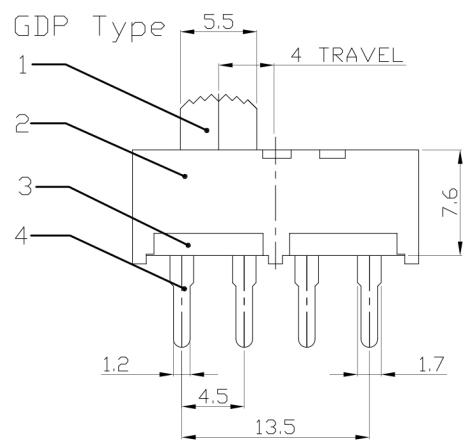
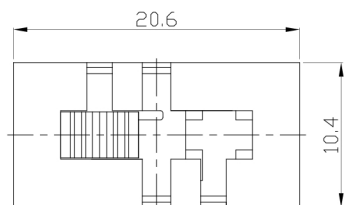




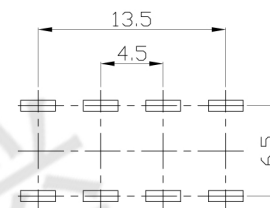
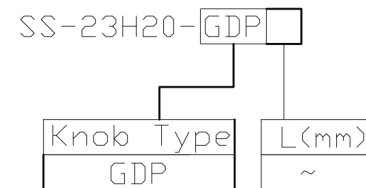
RoHS
Compliant
2002/95/EC

REV.	ECN. NO.	APPD.

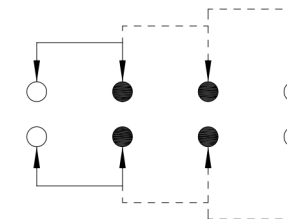
DIMENSIONS



MODEL CODE



P.C.B LAYOUT
BOTTOM VIEW



CIRCUIT DIAGRAM

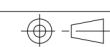
ELECTRO-MECHANICAL CHARACTERISTICS

Refer to additional specifications

RATING	0.5A 125V AC
CIRCUIT	2P3T
CONTACT RESISTANCE	100mΩ MAX.
TIMING	NON-SHORTING
TRAVEL	4mm
OPERATING FORCE	350±100gf
OPERATING LIFE(cycles)	10,000

8						
7						
6	SPRING PLATE	PBS STRIP	3	NATURAL	WITHIN 1.5mm: ±0.1mm	UNITS mm
5	CONTACT	COPPER STRIP	2	Ag PLATED	OVER 1.5mm: ±0.2mm	MAT'L
4	TERMINAL	COPPER STRIP	8	Ag PLATED		SEE NOTE
3	BASE	PHENOLIC RESIN	1	BLACK		FINISH
2	FRAME	STEEL STRIP	1	Ni PLATED		SEE NOTE
1	KNOB	POM	1	BLACK		Q'TY
NO.	PARTS	MATERIAL	Q'TY	FINISHING		

THESE DRAWINGS AND SPECIFICATIONS ARE THE PROPERTY OF ACCURATE INNO TECH INC AND SHALL NOT BE REPRODUCED, COPIED OR USED IN ANY MANNER WITHOUT THE PRIOR WRITTEN CONSENT OF ACCURATE INNO TECH INC.



东莞市腾兴电子有限公司

TITLE:	SLIDE SWITCH / VERTICAL	PART NO.:	SS-23H20
DR:	Ricky 2015/10/08	DWG NO.:	ADL-23H20
CHKD:	Ricky 2015/10/08	SCALE	2:1
APPD:		SHEET	1/1
		REV.	A
		CUSTOMER DRAWING	