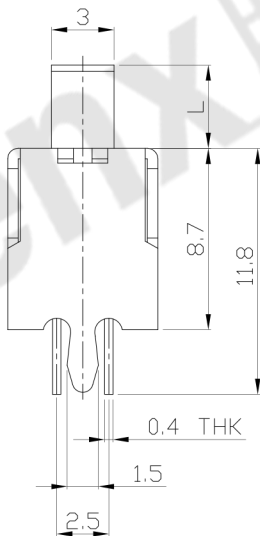
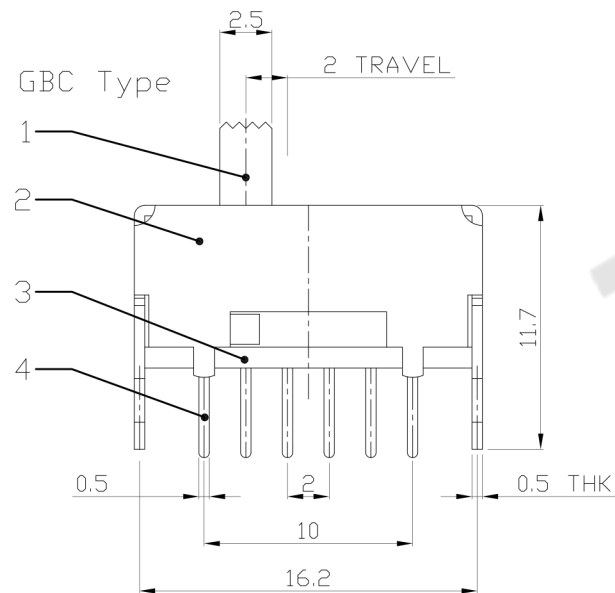
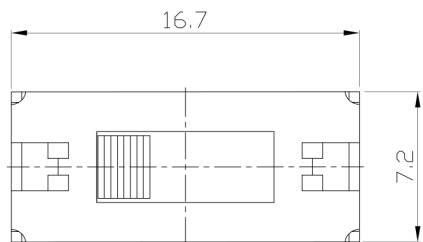




RoHS Compliant
2002/95/EC

REV.	ECN.	NO.	APPD.

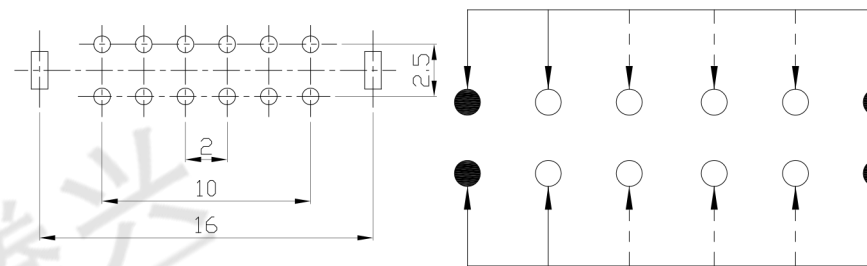
DIMENSIONS



MODEL CODE

SS-24D03-GBC

Knob Type	L(mm)
GBC	~



P.C.B LAYOUT
BOTTOM VIEW

CIRCUIT DIAGRAM

ELECTRO-MECHANICAL CHARACTERISTICS

Refer to additional specifications

RATING	0.5A 50V DC
CIRCUIT	2P4T
CONTACT RESISTANCE	100mΩ MAX.
TIMING	NON-SHORTING
TRAVEL	2mm
OPERATING FORCE	250±100gf
OPERATING LIFE(cycles)	10,000

8					
7					
6	CONTACT CLIP	PBS STRIP	2	Ag PLATED	
5	SPRING PLATE	SUS	1	NATURAL	
4	TERMINAL	BRASS STRIP	12	Ag PLATED	
3	BASE	PHENOLIC RESIN	1	NATURAL	
2	FRAME	STEEL STRIP	1	Ni PLATED	
1	KNOB	PDM	1	BLACK	
NO.	PARTS	MATERIAL	Q'TY	FINISHING	

WITHIN 1.5mm: ±0.1mm
OVER 1.5mm: ±0.2mm

UNITS mm

MAT'L SEE NOTE

FINISH SEE NOTE

Q'TY

THESE DRAWINGS AND SPECIFICATIONS ARE THE PROPERTY OF ACCURATE INNO TECH INC AND SHALL NOT BE REPRODUCED, COPIED OR USED IN ANY MANNER WITHOUT THE PRIOR WRITTEN CONSENT OF ACCURATE INNO TECH INC.

东莞市腾兴电子有限公司

TITLE: SLIDE SWITCH / VERTICAL	PART NO.: SS-24D03
DR: <i>Ricky</i> 2015/10/14	DWG NO.: ADL-24D03
CHKD: <i>Ricky</i> 2015/10/14	SCALE SHEET REV. CUSTOMER 5:2 1/1 A DRAWING
APPD:	