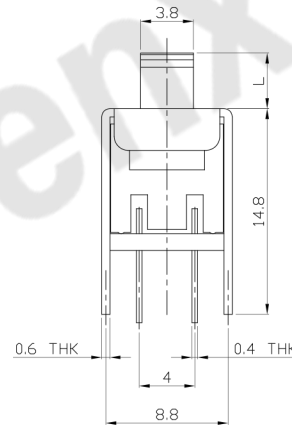
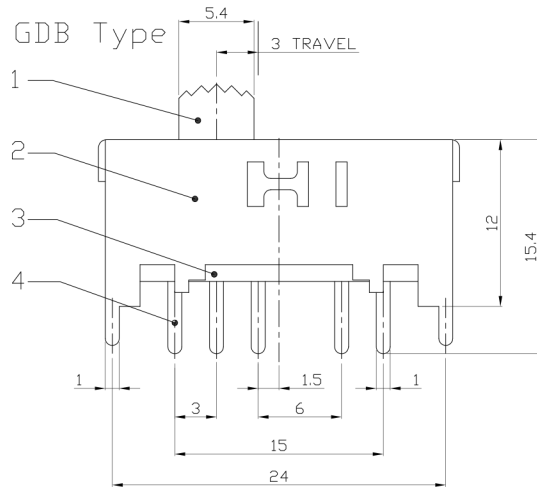
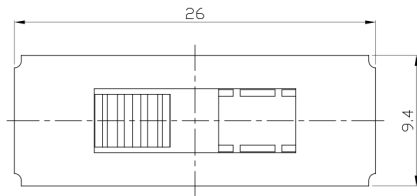




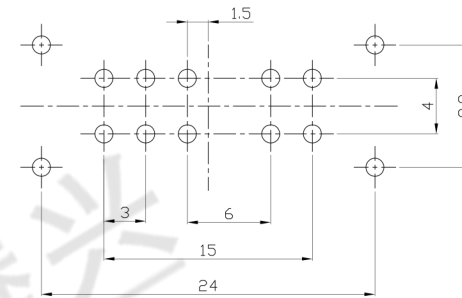
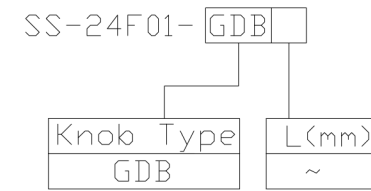
RoHS Compliant
2002/95/EC

REV.	ECN.	NO.	APPD.

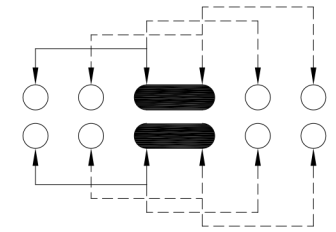
DIMENSIONS



MODEL CODE



P.C.B LAYOUT
BOTTOM VIEW



CIRCUIT DIAGRAM

ELECTRO-MECHANICAL CHARACTERISTICS

Refer to additional specifications

RATING	0.3A 50V DC
CIRCUIT	2P4T
CONTACT RESISTANCE	100mΩ MAX.
TIMING	SHORTING
TRAVEL	3mm
OPERATING FORCE	300±80gf
OPERATING LIFE(cycles)	10,000

8					WITHIN 1.5mm: ±0.1mm	UNITS mm
7	STEEL BALL	STEEL	2	NATURAL	OVER 1.5mm: ±0.2mm	MAT'L
6	SPRING	STEEL WIRE	1	NATURAL		SEE NOTE
5	CONTACT CLIP	PBS STRIP	2	Ag PLATED		FINISH
4	TERMINAL	BRASS STRIP	10	Ag PLATED		SEE NOTE
3	BASE	PHENOLIC RESIN	1	NATURAL		Q'TY
2	FRAME	STEEL STRIP	1	Ni PLATED		
1	KNOB	POM	1	BLACK		
NO.	PARTS	MATERIAL	Q'TY	FINISHING		

THESE DRAWINGS AND SPECIFICATIONS ARE THE PROPERTY OF ACCURATE INNOVATECH INC AND SHALL NOT BE REPRODUCED, COPIED OR USED IN ANY MANNER WITHOUT THE PRIOR WRITTEN CONSENT OF ACCURATE INNOVATECH INC.



东莞市腾兴电子有限公司

TITLE:	SLIDE SWITCH / VERTICAL	PART NO.:	SS-24F01
DR:	Ricky 2015/10/20	DWG NO.:	ADL-24F01
CHKD:	Ricky 2015/10/20	SCALE	SHEET
APPD:		2:1	1/1
		REV.	A
		CUSTOMER DRAWING	