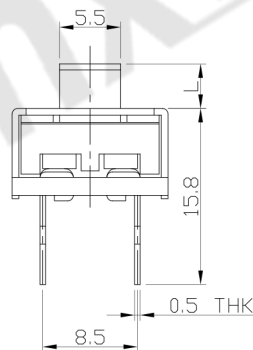
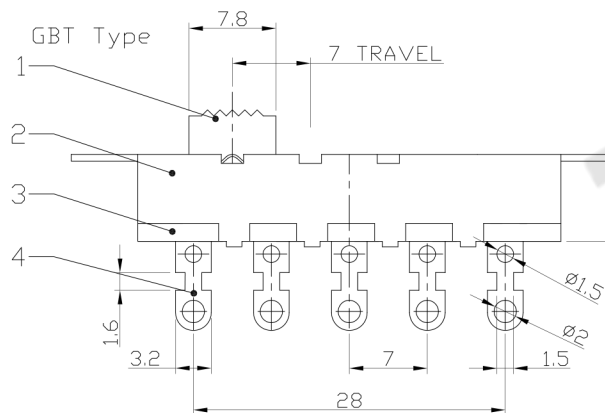
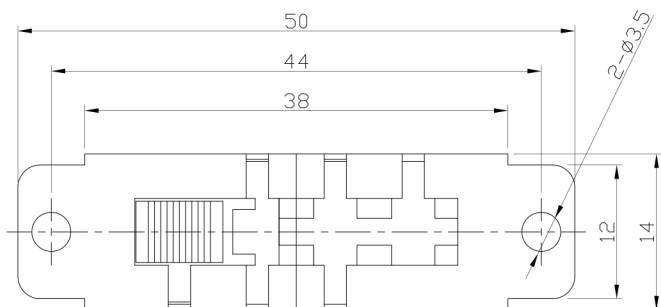


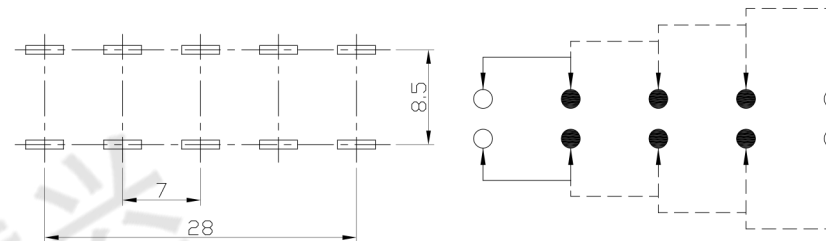
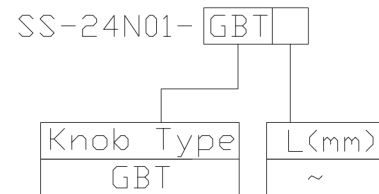


RoHS
Compliant
2002/95/EC

DIMENSIONS



MODEL CODE



P.C.B LAYOUT
BOTTOM VIEW

CIRCUIT DIAGRAM

ELECTRO-MECHANICAL CHARACTERISTICS

Refer to additional specifications

RATING	3A 250V AC
CIRCUIT	2P4T
CONTACT RESISTANCE	100mΩ MAX.
TIMING	NON-SHORTING
TRAVEL	7mm
OPERATING FORCE	600±200gf
OPERATING LIFE(cycles)	10,000

8							
7	SPRING PLATE	PBS STRIP	1	NATURAL	WITHIN 1.5mm: ±0.1mm	UNITS	<p style="text-align: center;">东莞市腾兴电子有限公司</p> <p>TITLE: SLIDE SWITCH / VERTICAL PART NO.: SS-24N01</p> <p>DR: <i>Ricky</i> 2015/05/29 DWG NO.: ADL-24N01</p> <p>CHKD: <i>Ricky</i> 2015/05/29</p> <p>SCALE: 3:2 SHEET: 1/1 REV: A CUSTOMER DRAWING</p>
6	CONTACT	COPPER STRIP	2	Ag PLATED	OVER 1.5mm: ±0.2mm	MAT'L	
5	SPRING PLATE	PBS STRIP	2	NATURAL		SEE NOTE	
4	TERMINAL	BRASS STRIP	10	Ag PLATED		FINISH	
3	BASE	PHENOLIC RESIN	1	BLACK		SEE NOTE	
2	FRAME	STEEL STRIP	1	Zn PLATED		Q'TY	
1	KNOB	PA66	1	BLACK			
NO.	PARTS	MATERIAL	Q'TY	FINISHING			

THESE DRAWINGS AND SPECIFICATIONS ARE THE PROPERTY OF ACCURATE INNO TECH INC AND SHALL NOT BE REPRODUCED, COPIED OR USED IN ANY MANNER WITHOUT THE PRIOR WRITTEN CONSENT OF ACCURATE INNO TECH INC.

