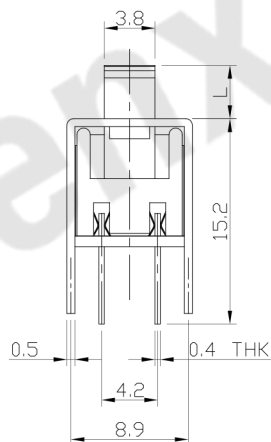
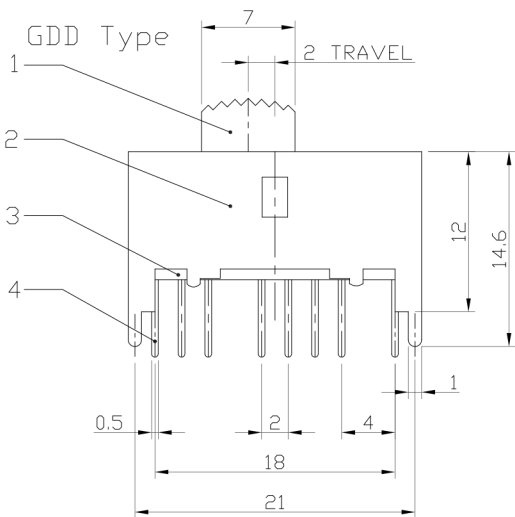
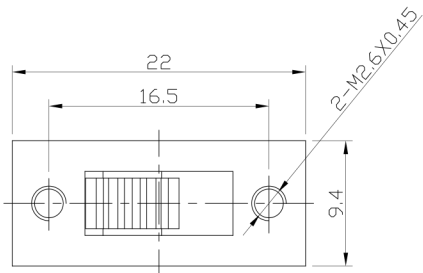


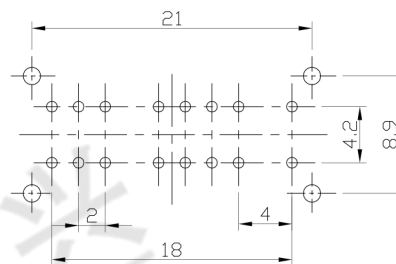
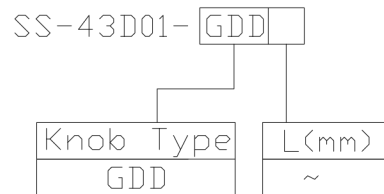


RoHS
Compliant
2002/95/EC

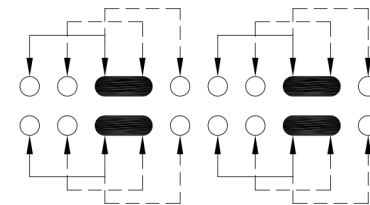
DIMENSIONS



MODEL CODE



P.C.B LAYOUT
BOTTOM VIEW



CIRCUIT DIAGRAM

ELECTRO-MECHANICAL CHARACTERISTICS

Refer to additional specifications

RATING	0.3A 50V DC
CIRCUIT	4P3T
CONTACT RESISTANCE	100mΩ MAX.
TIMING	SHORTING
TRAVEL	2mm
OPERATING FORCE	250±100gf
OPERATING LIFE(cycles)	10,000

NO.	PARTS	MATERIAL	Q'TY	FINISHING
8				WITHIN 1.5mm: ±0.1mm
7	STEEL BALL	STEEL	2	NATURAL
6	SPRING	STEEL WIRE	1	NATURAL
5	CONTACT CLIP	PBS STRIP	4	Ag PLATED
4	TERMINAL	BRASS STRIP	16	Ag PLATED OVER Ni PLATED
3	BASE	PHENOLIC RESIN	1	NATURAL
2	FRAME	STEEL STRIP	1	Ni PLATED
1	KNOB	POM	1	BLACK
NO.	PARTS	MATERIAL	Q'TY	FINISHING

THESE DRAWINGS AND SPECIFICATIONS ARE THE PROPERTY OF ACCURATE INNO TECH INC AND SHALL NOT BE REPRODUCED, COPIED OR USED IN ANY MANNER WITHOUT THE PRIOR WRITTEN CONSENT OF ACCURATE INNO TECH INC.

UNITS	mm	东莞市腾兴电子有限公司				
MAT'L	SEE NOTE					
FINISH	SEE NOTE	TITLE:	PART NO.:			
Q'TY	APPD:	SLIDE SWITCH / VERTICAL	SS-43D01			
		DR: <i>Ricky</i> 2015/05/29	DWG NO.:			
		CHKD: <i>Ricky</i> 2015/05/29	ADL-43D01			
			SCALE	SHEET	REV.	CUSTOMER DRAWING
			3:2	1/1	A	