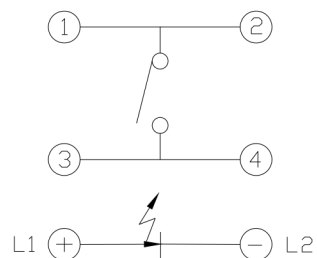
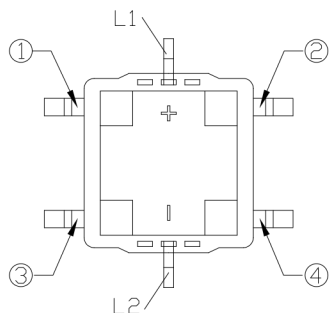
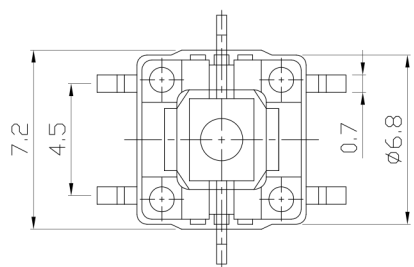




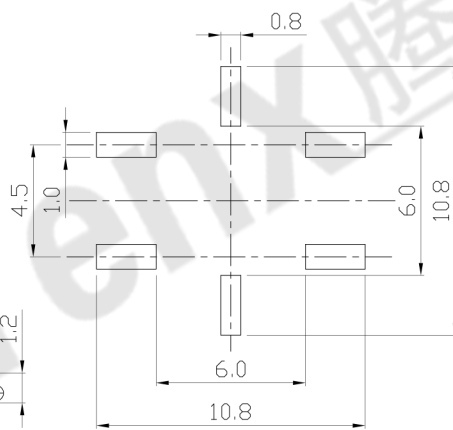
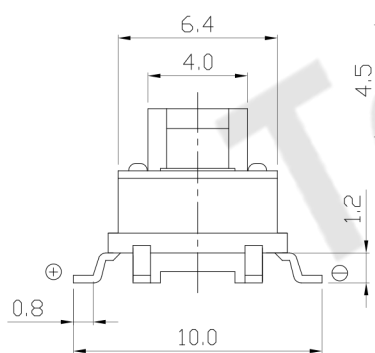
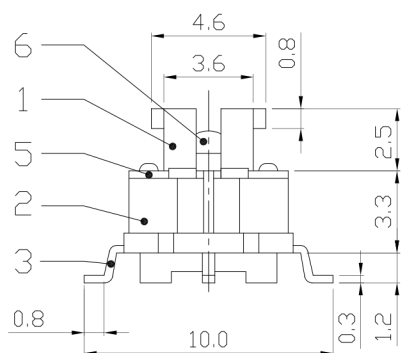
RoHS
Compliant
2002/95/EC

REV.	ECN.	NO.	APPD.

DIMENSIONS



CIRCUIT DIAGRAM



P.C.B LAYOUT
TOP VIEW

MODEL CODE

ATI-004-MW16-1MN**-BS
1 2 3 4 5 6 7 8 9

- Series Number
- Terminal Type: M=SMT
- Stem Color: W=White B=Black
- Operating Force: 16=160gf 25=250gf
- Circuit
- LED Type: M=SMT
- LED Brightness: N=Normal S=Super Bright H=Super High Bright
- LED Color: 01=Red 02=Yellow 03=Green 04=Blue 05=White 06=Pure Green 08=Amber 09=Blue Green 0A=Pink 0B=Purple
- Packing Type: BS=Blister Packing TR=Tape Reel Packing

ELECTRO-MECHANICAL CHARACTERISTICS

Refer to additional specifications

RATING	DC 12V 50mA	
CONTACT RESISTANCE	100mΩ MAX.	
TRAVEL	0.25±0.1mm	
OPERATING FORCE	160±50gf	250±50gf
OPERATING LIFE(cycles)	100,000	

8					WITHIN 1.5mm: ±0.1mm	UNITS mm	东莞市腾兴电子有限公司
7					OVER 1.5mm: ±0.2mm	MAT'L	
6	LED		1			SEE NOTE	
5	COVER	PET	1	NATURAL		FINISH	
4	CONTACT	PBS C5210R-EH	1	Ag CLAD		SEE NOTE	
3	TERMINAL	BRASS STRIP	4	Ag PLATED		Q'TY	
2	CASE	NYLON+F.G	1	BLACK			
1	KNOB	NYLON+F.G	1	NATURAL/BLACK			
NO.	PARTS	MATERIAL	Q'TY	FINISHING			

THESE DRAWINGS AND SPECIFICATIONS ARE THE PROPERTY OF ACCURATE INNOVATECH INC AND SHALL NOT BE REPRODUCED, COPIED OR USED IN ANY MANNER WITHOUT THE PRIOR WRITTEN CONSENT OF ACCURATE INNOVATECH INC.



TITLE: ILLUMINATED TACT SWITCH		PART NO.: ATI-004-M	
DR: Ricky 2016/10/05		DWG NO.: AZJ-004-M	
CHKD: Ricky 2016/10/05		SCALE	SHEET
APPD:		4:1	1/1
		REV. A	CUSTOMER DRAWING