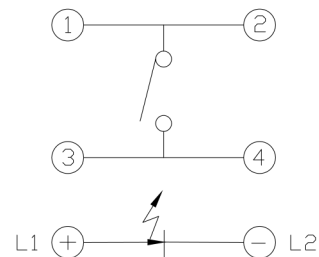
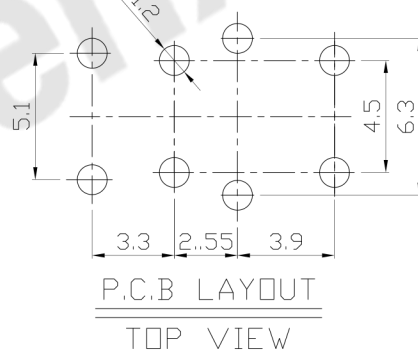
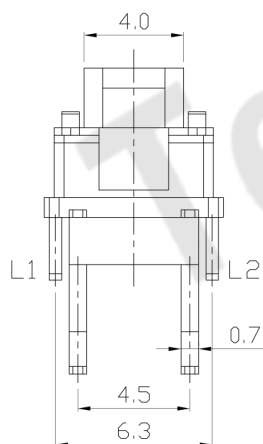
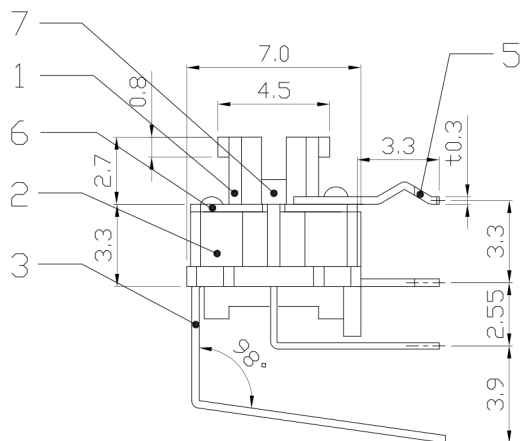
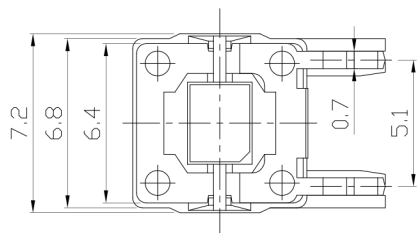




RoHS
Compliant
2002/95/EC

REV.	ECN.	NO.	APPD.

DIMENSIONS



CIRCUIT DIAGRAM

MODEL CODE

ATI-009-DW16-1DN**-BS
1 2 3 4 5 6 7 8 9

- 1.Series Number
- 2.Terminal Type: D=Dip
- 3.Stem Color: W=White B=Black
- 4.Operating Force: 16=160gf 25=250gf
- 5.Circuit
- 6.LED Type: D=Dip
- 7.LED Brightness: N=Normal S=Super Bright
H=Super High Bright
- 8.LED Color: 01=Red 02=Yellow 03=Green
04=Blue 05=White 06=Pure Green
08=Amber 09=Blue Green
0A=Pink 0B=Purple
- 9.Packing Type: BS=Blister Packing

ELECTRO-MECHANICAL CHARACTERISTICS

Refer to additional specifications

RATING	DC 12V 50mA	
CONTACT RESISTANCE	100mΩ MAX.	
TRAVEL	0.25±0.1mm	
OPERATING FORCE	160±50gf	250±50gf
OPERATING LIFE(cycles)	100,000	

8					
7	LED		1		
6	COVER	PET	1	NATURAL	
5	FRAME	STEEL	1	Sn PLATED	
4	CONTACT	PBS C5210R-EH	1	Ag PLATED	
3	TERMINAL	BRASS STRIP	4	Ag PLATED	
2	CASE	NYLON+F.G	1	BLACK	
1	KNOB	NYLON+F.G	1	WHITE/BLACK	
NO.	PARTS	MATERIAL	Q'TY	FINISHING	

THESE DRAWINGS AND SPECIFICATIONS ARE THE PROPERTY OF ACCURATE INNOVATECH INC AND SHALL NOT BE REPRODUCED, COPIED OR USED IN ANY MANNER WITHOUT THE PRIOR WRITTEN CONSENT OF ACCURATE INNOVATECH INC.

WITHIN 1.5mm: ±0.1mm	UNITS	mm	东莞市腾兴电子有限公司				
OVER 1.5mm: ±0.2mm	MAT'L						
	SEE NOTE		TITLE:	PART NO.:			
			ILLUMINATED TACT SWITCH	ATI-009-D			
	FINISH		DR:	DWG NO.:			
	SEE NOTE		Ricky 2016/10/07	AZJ-009-D			
	Q'TY		CHKD:	SCALE SHEET REV. CUSTOMER			
			Ricky 2016/10/07	1:1	1/1	A	DRAWING
			APPD:				