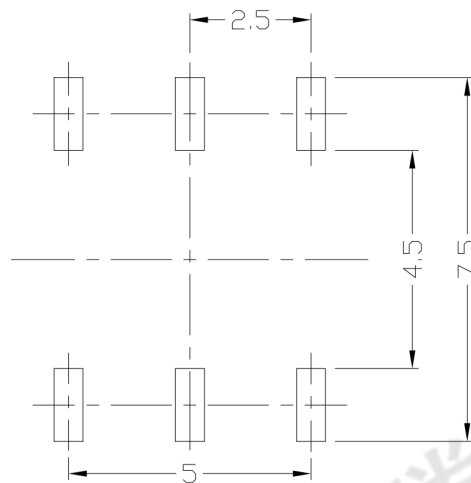
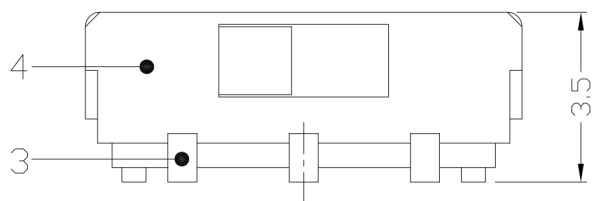
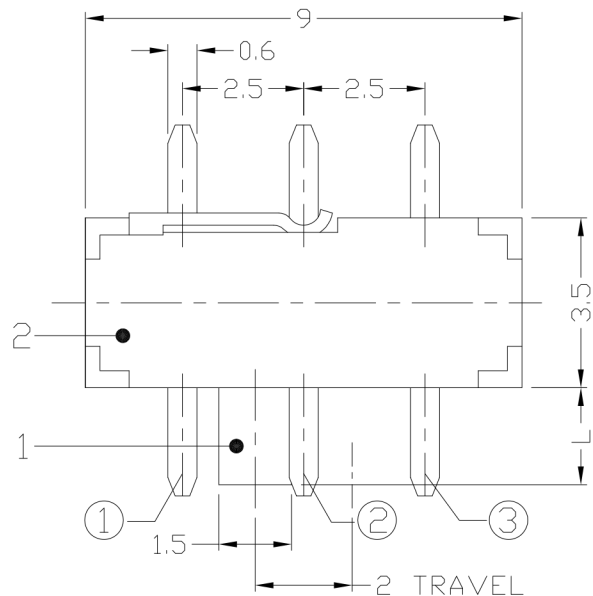




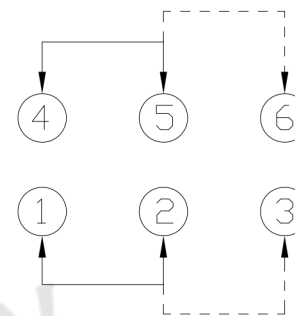
RoHS Compliant
2002/95/EC

REV.	ECN.	NO.	APPD.

DIMENSIONS



P.C.B LAYOUT
TOP VIEW



CIRCUIT DIAGRAM

MODEL CODE

AS-2245S - B

L (mm)	Knob Color
- 2.0	B Black
B 3.0	W White

ELECTRO-MECHANICAL CHARACTERISTICS

Refer to additional specifications

RATING	DC6V 0.3A
CIRCUIT	2P2T
TIMING	NON-SHORTING
CONTACT RESISTANCE	100mΩ MAX.
TRAVEL	2mm
OPERATING FORCE	250±150gf
OPERATING LIFE(cycles)	10,000

8					WITHIN 1.5mm:±0.1mm	UNITS mm
7					OVER 1.5mm:±0.2mm	MAT'L
6						SEE NOTE
5	CONTACT	PBS	2	Ag CLAD		FINISH
4	CASE	NYLON+F.G/PA6T	1	BLACK		SEE NOTE
3	TERMINAL	BRASS STRIP	1	Ag PLATED		Q'TY
2	COVER	SUS	1	WASHING		
1	KNOB	NYLON+F.G/PA46	1	WHITE/BLACK		
NO.	PARTS	MATERIAL	Q'TY	FINISHING		

THESE DRAWINGS AND SPECIFICATIONS ARE THE PROPERTY OF ACCURATE INNO TECH INC AND SHALL NOT BE REPRODUCED, COPIED OR USED IN ANY MANNER WITHOUT THE PRIOR WRITTEN CONSENT OF ACCURATE INNO TECH INC.

东莞市腾兴电子有限公司			
TITLE:	MINI SLIDE SWITCH / HORIZONTAL	PART NO.:	AS-2245S SERIES
DR:	Ricky 2016/12/22	DWG NO.:	AZJ-2245S
CHKD:	Ricky 2016/12/22	SCALE	SHEET
APPD:		6:1	1/1
		REV.	CUSTOMER DRAWING
		A	