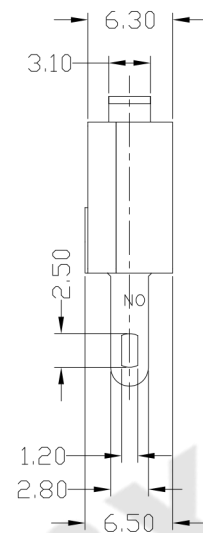
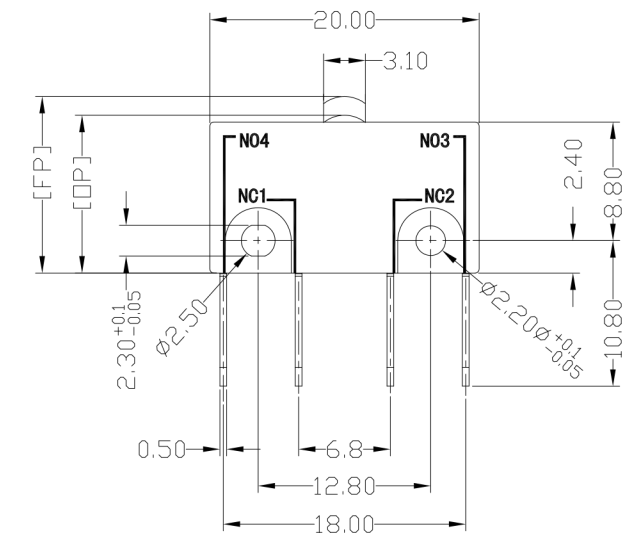




RoHS  
Compliant  
2002/95/EC

REV.	ECN.	NO.	APPD.

### DIMENSIONS



### MODEL CODE

RL020-00N-400-1

1 2 3 4

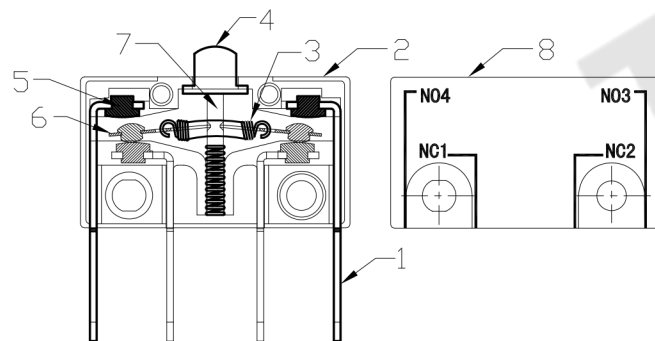
- 1.Series : RL020
- 2.Actuator : 00=Non-lever
- 3.Termination : N
- 4.Operating Force : see chart

### 1.Functional spec

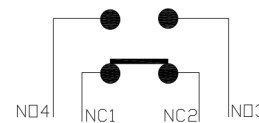
1.1 Rated Voltage(AC)	125/250VAC
1.2 Rated Current(AC)	6A/3A
1.3 Contact Resistance	≤100mΩ(Initial value)
1.4 Operating Force	400±120gf
1.5 Bounce Time	
1.6 Free Position	13.1±0.5mm
1.7 Operating Position	11.7mm Min
1.8 Position Travel	
1.9 Return Force	

### 2.Reliable Rating

2.1 Mechanical Life	300,000 CYCLES
2.2 Electrical Life	50,000 CYCLES
2.3 Insulation Resistance	≥100MΩ DC250V
2.4 Withstand Voltage	AC1500V 1 minute
2.5 Soldering Technic	Hand Soldering
2.6 Operating Temper	-20°C ~ +80°C
2.7 Ambient Humidity Used	<85%RH



Structure chart



CIRCUIT DIAGRAM

### Material list

NO.	PARTS	MATERIAL	Q'TY	FINISHING
9				
8	Upper Housing	PBT(PLASBLACK)	1	
7	Fixed Rod	C5210	1	
6	Change Plate	C5210	2	
5	Contact	Silver alloy	6	
4	Button	PBT(PLASBLACK)	1	
3	Spring	SUS304	2	
2	Lower Housing	PBT(PLASBLACK)	1	
1	Terminal	C2680	4	

Tolerance:±0.2

UNITS mm

MAT'L

SEE NOTE

FINISH

SEE NOTE

Q'TY

THESE DRAWINGS AND SPECIFICATIONS ARE THE PROPERTY OF ACCURATE INNO TECH INC AND SHALL NOT BE REPRODUCED, COPIED OR USED IN ANY MANNER WITHOUT THE PRIOR WRITTEN CONSENT OF ACCURATE INNO TECH INC.

**东莞市腾兴电子有限公司**

TITLE: MICRO SWITCH RL020 SERIES	PART NO.: RL020-00N-400-1
DR: <i>Ricky</i> 2017/6/8	DWG NO.: ATD-00N-400-1
CHKD: <i>Ricky</i> 2017/6/8	SCALE SHEET REV. CUSTOMER 1:1 1/1 A DRAWING
APPD:	