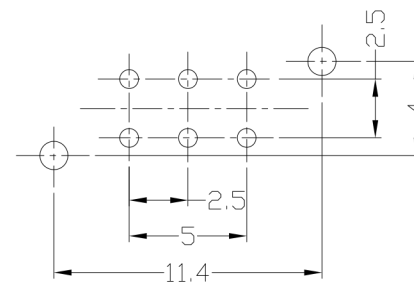
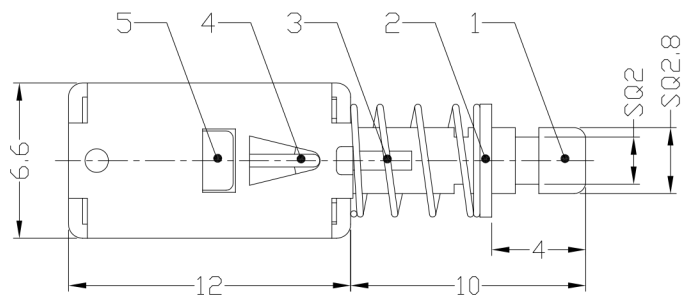




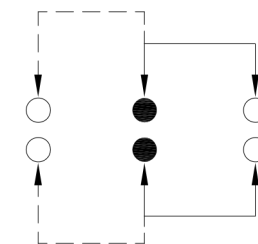
RoHS Compliant
2002/95/EC

REV.	ECN. NO.	APPD.

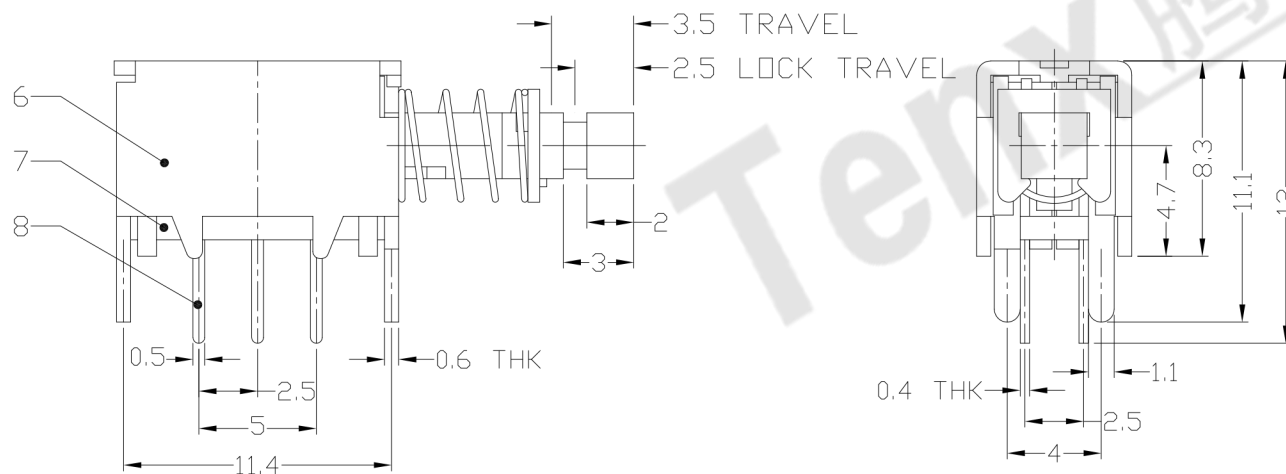
DIMENSIONS



P.C.B LAYOUT
TOP VIEW



CIRCUIT DIAGRAM



ELECTRO-MECHANICAL CHARACTERISTICS

Refer to additional specifications

RATING	DC50V 0.3A	
CIRCUIT	2P2T	
CONTACT RESISTANCE	30mΩ MAX.	
TIMING	NON-SHORTING	
OPERATING MODE	SELF-LOCK	AP-22E05L
	NON-LOCK	AP-22E15N
STROKE	FULL 3.5mm	LOCK 2.5mm
OPERATING FORCE	250±100gf	
OPERATING LIFE(cycles)	10,000	

9	CONTACT CLIP	PBS C5210R-EH	2	Ag CLAD
8	TERMINAL	BRASS STRIP	6	Ag PLATED OVER Ni PLATED
7	BASE	PHENOLIC RESIN	1	NATURAL
6	FRAME	STEEL STRIP	1	Ni PLATED
5	SPRING PLATE	PBS STRIP	1	NATURAL
4	CAM STICK	PBS WIRE	1	NATURAL
3	SPRING	SUS	1	NATURAL
2	BLOCK	STEEL STRIP	1	Ni PLATED
1	KNOB	PDM	1	YELLOW
ND.	PARTS	MATERIAL	Q'TY	FINISHING

WITHIN 1.5mm: ±0.1mm	UNITS mm
OVER 1.5mm: ±0.2mm	
	MAT'L SEE NOTE
	FINISH SEE NOTE
	Q'TY

THESE DRAWINGS AND SPECIFICATIONS ARE THE PROPERTY OF ACCURATE INNOVATECH INC AND SHALL NOT BE REPRODUCED, COPIED OR USED IN ANY MANNER WITHOUT THE PRIOR WRITTEN CONSENT OF ACCURATE INNOVATECH INC.

东莞市腾兴电子有限公司

TITLE: PUSH SWITCH / HORIZONTAL	PART NO.: AP-22E05L & AP-22E15N
DR: <i>Ricky</i> 2015/03/26	DWG NO.: ADJ-22E0515
CHKD: <i>Ricky</i> 2015/03/26	SCALE SHEET REV. CUSTOMER DRAWING
APPD:	3:1 1/1 A