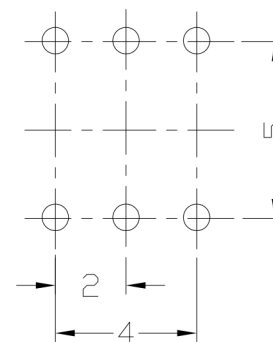
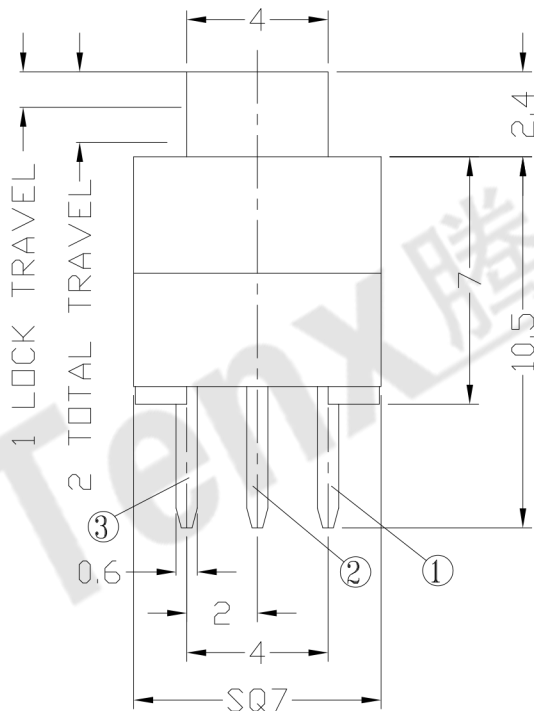
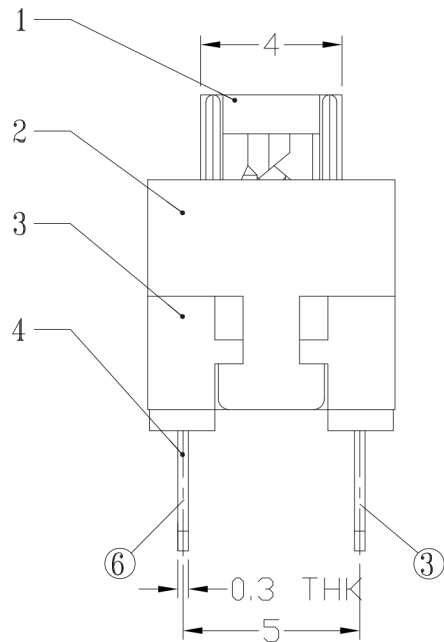




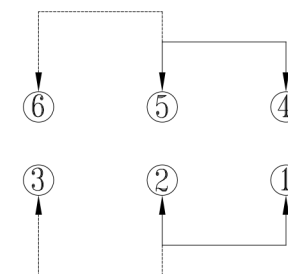
RoHS
Compliant
2002/95/EC

REV.	ECN. NO.	APPD.

DIMENSIONS



P.C.B LAYOUT
TOP VIEW



CIRCUIT DIAGRAM

ELECTRO-MECHANICAL CHARACTERISTICS

Refer to additional specifications

RATING	DC30V 0.1A	
CIRCUIT	2P2T	
CONTACT RESISTANCE	30mΩ MAX.	
TIMING	NON-SHORTING	
OPERATING MODE	SELF-LOCK	AP-2212FL
	NON-LOCK	AP-2212FN
STROKE	FULL 2.0mm	LOCK 1.0mm
OPERATING FORCE	150±50gf	250±100gf
OPERATING LIFE(cycles)	10,000	

7	SPRING	SUS	1	NATURAL
6	CONTACT CLIP	PBS C5210R-EH	2	Ag CLAD
5	CAM STICK	SUS	1	NATURAL
4	TERMINAL	PBT+94V0+F.G/BRASS STRIP	2	BLACK/Ag PLATED OVER Ni PLATED
3	CASE	PBT+94V0+F.G	1	BLACK
2	COVER	POM	1	WHITE
1	KNOB	POM	1	AS PER IPD
NO	PARTS	MATERIAL	QTY	FINISHING

WITHIN 1.5mm: ±0.1mm
OVER 1.5mm: ±0.2mm

THESE DRAWINGS AND SPECIFICATIONS ARE THE PROPERTY OF ACCURATE INNO TECH INC AND SHALL NOT BE REPRODUCED, COPIED OR USED IN ANY MANNER WITHOUT THE PRIOR WRITTEN CONSENT OF ACCURATE INNO TECH INC.

UNITS mm
MAT'L SEE NOTE
FINISH SEE NOTE
Q'TY

东莞市腾兴电子有限公司

TITLE: PUSH SWITCH / VERTICAL	PART NO.: AP-2212FL & AP-2212FN
DR: <i>Ricky</i> 2015/03/23	DWG NO.: ADJ-2212F
CHKD: <i>Ricky</i> 2015/03/23	SCALE SHEET REV. CUSTOMER DRAWING
APPD:	4:1 1/1 A