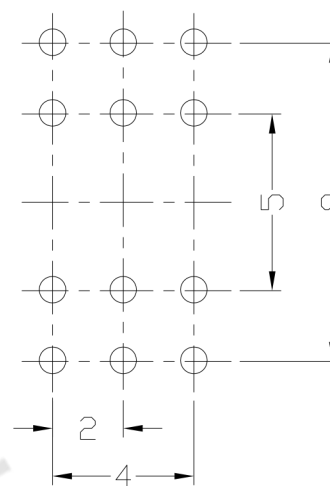
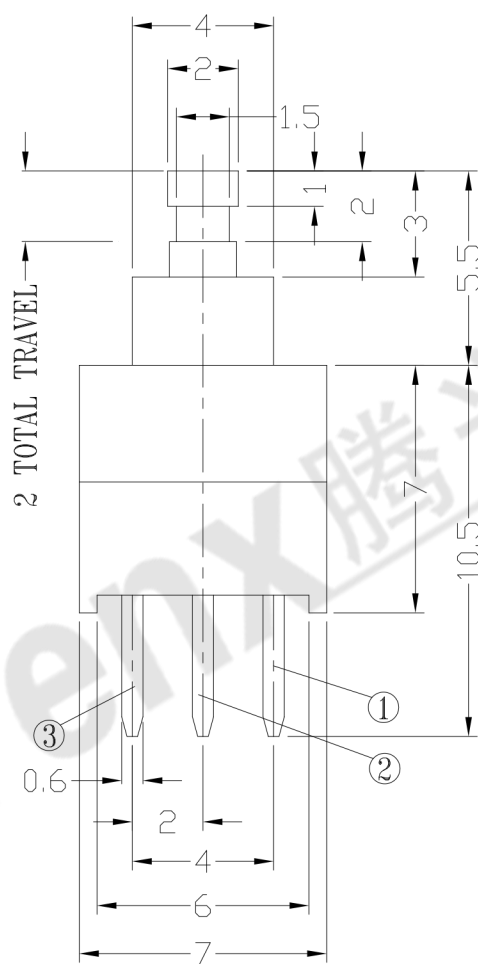
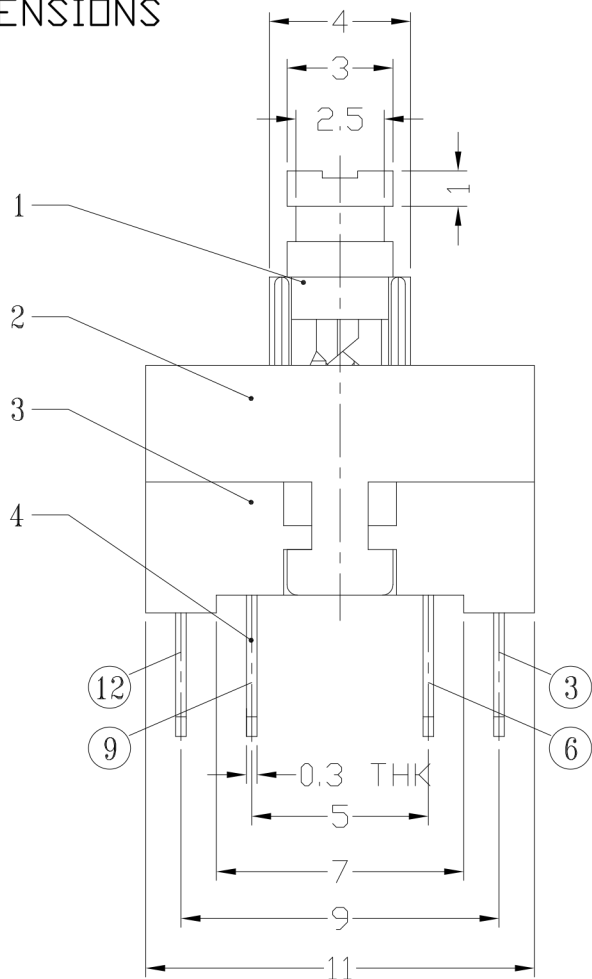




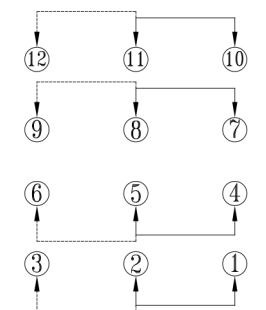
RoHS Compliant
2002/95/EC

REV.	ECN. NO.	APPD.

DIMENSIONS



P.C.B LAYOUT



CIRCUIT DIAGRAM

ELECTRO-MECHANICAL CHARACTERISTICS

Refer to additional specifications

RATING	DC30V 0.1A
CIRCUIT	4P2T
CONTACT RESISTANCE	70mΩ MAX.
TIMING	NON-SHORTING
OPERATING MODE	NON-LOCK
STROKE	FULL 2.0mm
OPERATING FORCE	250±100gf
OPERATING LIFE(cycles)	10,000

6	SPRING	SUS	1	NATURAL	WITHIN 1.5mm: ±0.1mm	UNITS mm
5	CONTACT CLIP	PBS C5210R-EH	4	Ag CLAD	OVER 1.5mm: ±0.2mm	MAT'L
4	TERMINAL	PBT/BRASS STRIP	4	BLACK/Ag PLATED OVER Ni PLATED		SEE NOTE
3	CASE	PA66	1	BLACK		FINISH
2	COVER	POM	1	BLACK		SEE NOTE
1	KNOB	POM	1	WHITE		Q'TY
NO	PARTS	MATERIAL	QTY	FINISHING		

THESE DRAWINGS AND SPECIFICATIONS ARE THE PROPERTY OF ACCURATE INNOTECH INC AND SHALL NOT BE REPRODUCED, COPIED OR USED IN ANY MANNER WITHOUT THE PRIOR WRITTEN CONSENT OF ACCURATE INNOTECH INC.

东莞市腾兴电子有限公司

TITLE: PUSH SWITCH / VERTICAL		PART NO.: AP-4201N	
DR: Ricky 2015/03/23		DWG NO.: ADJ-4201	
CHKD: Ricky 2015/03/23		SCALE	SHEET
APPD:		4:1	1/1
		REV.	CUSTOMER DRAWING
		A	