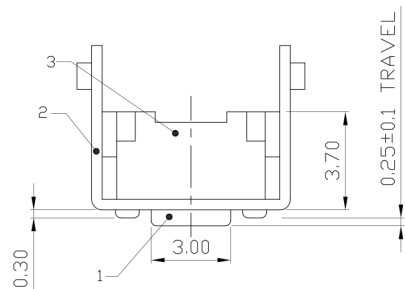




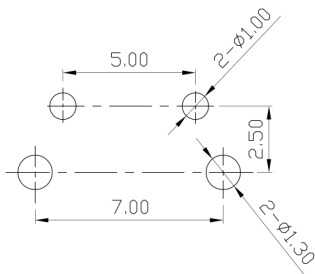
RoHS Compliant
2002/95/EC

REV.	ECN. NO.	APPD.

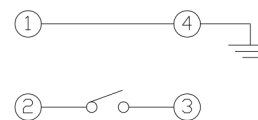
DIMENSIONS



P.C.B MOUNTING PATTERN DIMENSION



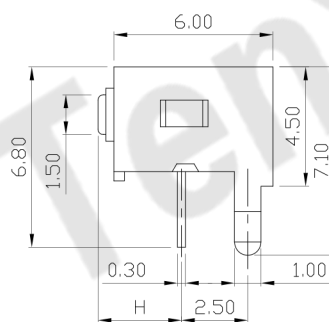
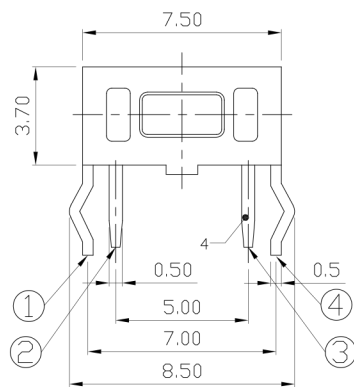
CIRCUIT DIAGRAM



MODEL CODE

AT-1101V-

	H
-	3.15
A	3.85



ELECTRO-MECHANICAL CHARACTERISTICS

Refer to additional specifications

Rating	DC 12V 50mA	
Contact Resistance	100mΩ Max.	
Travel	0.25±0.1mm	
Operating Force	180±50gf	250±100gf
Operating Life(cycles)	30,000	

NO.	PARTS	MATERIAL	Q'TY	FINISHING
5	CONTACT	SUS	1	Ag PLATED
4	TERMINAL	BRASS STRIP	1	Ag PLATED
3	CASE	NYLON+F.G	1	BLACK/WHITE
2	COVER	MILD STEEL	1	Ni PLATED
1	KNOB	NYLON+F.G	1	BLACK/WHITE

WITHIN 1.5mm:±0.1mm	UNITS mm
OVER 1.5mm:±0.2mm	MAT'L SEE NOTE
	FINISH SEE NOTE
	Q'TY

THESE DRAWINGS AND SPECIFICATIONS ARE THE PROPERTY OF ACCURATE INNOVATECH INC AND SHALL NOT BE REPRODUCED, COPIED OR USED IN ANY MANNER WITHOUT THE PRIOR WRITTEN CONSENT OF ACCURATE INNOVATECH INC.



东莞市腾兴电子有限公司

TITLE: TACT SWITCH		PART NO.: AT-1101V SERIES	
DR: Ricky 2017/08/03		DWG NO.: AZJ-1101V	
CHKD: Ricky 2017/08/03		SCALE	SHEET
APPD:		5:1	1/1
		REV. A	CUSTOMER DRAWING