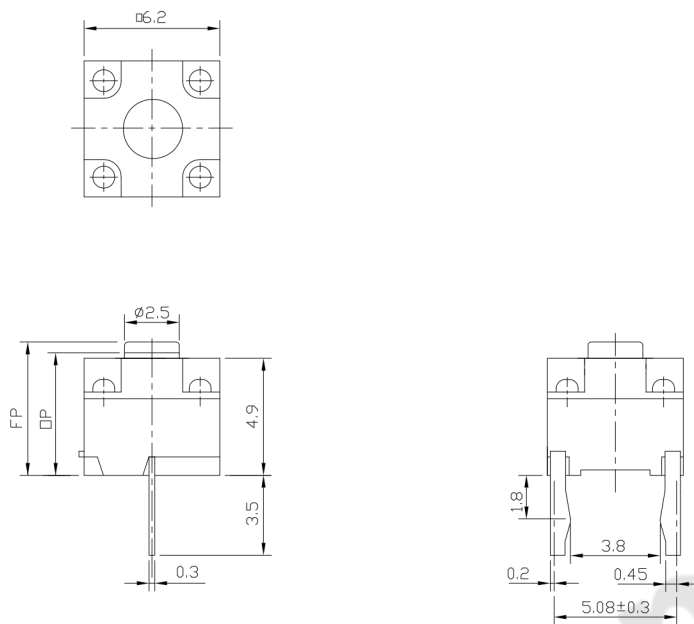




RoHS Compliant
2002/95/EC

REV.	ECN.	NO.	APPD.

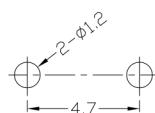
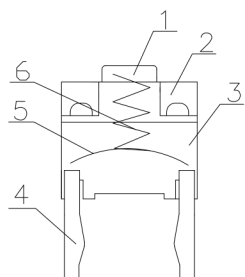
DIMENSIONS



1. Functional spec

1.1 Rated Voltage	DC30V
1.2 Rated Current	50mA
1.3 Contact Resistance	$\leq 100m\Omega$ (Initial value)
1.4 Operating Force	50~100gf
1.5 Bounce Time	
1.6 Free Position	$5.7 \pm 0.2mm$
1.7 Operating Position	$5.25 \pm 0.2mm$
1.8 Position Travel	
1.9 Return Force	

Structure chart



P.C.B LAYOUT
TOP VIEW



CIRCUIT DIAGRAM

2. Reliable Rating

2.1 Mechanical Life	100,000 CYCLES
2.2 Electrical Life	100,000 CYCLES
2.3 Insulation Resistance	$\geq 100M\Omega$ DC250V
2.4 Withstand Voltage	AC600V 1 minute
2.5 Soldering Technic	Hand Soldering
2.6 Operating Temper	$-20^{\circ}C \sim +70^{\circ}C$
2.7 Ambient Humidity Used	$< 85\%RH$

Material list

NO.	PARTS	MATERIAL	Q'TY	FINISHING
8				
7				
6	Spring	SWP	1	
5	Spring Plate	SUS301	1	
4	Terminal	C2680	2	
3	Base	PBT	1	
2	Case	PBT	1	
1	Button	PBT	1	

Tolerance: ± 0.2

UNITS mm

MAT'L

SEE NOTE

FINISH

SEE NOTE

Q'TY



THESE DRAWINGS AND SPECIFICATIONS ARE THE PROPERTY OF ACCURATE INNOVATION INC AND SHALL NOT BE REPRODUCED, COPIED OR USED IN ANY MANNER WITHOUT THE PRIOR WRITTEN CONSENT OF ACCURATE INNOVATION INC.

东莞市腾兴电子有限公司

TITLE: TACT SWITCH

PART NO.: AT-03TL-60G

DR: Ricky 2017/7/20

DWG NO.: ATD-03TL-60G

CHKD: Ricky 2017/7/20

APPD:

SCALE	SHEET	REV.	CUSTOMER DRAWING
1:1	1/1	A	