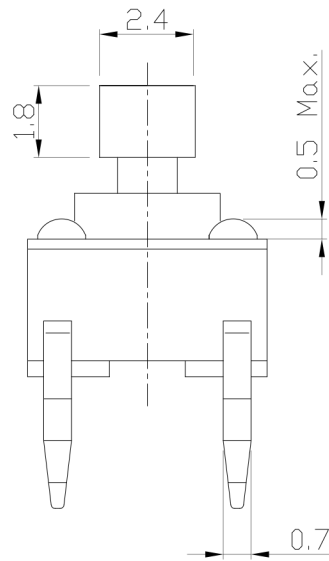
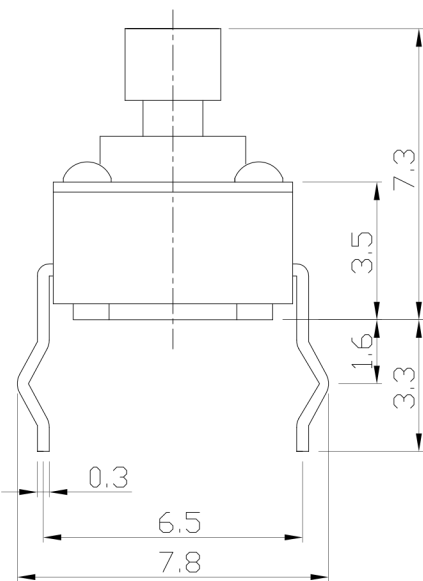




**RoHS Compliant**  
2002/95/EC

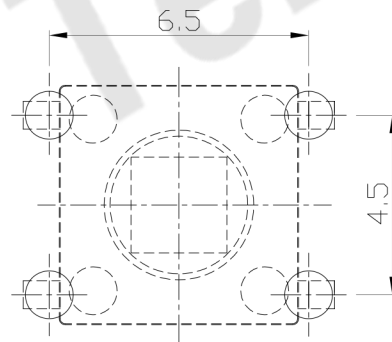
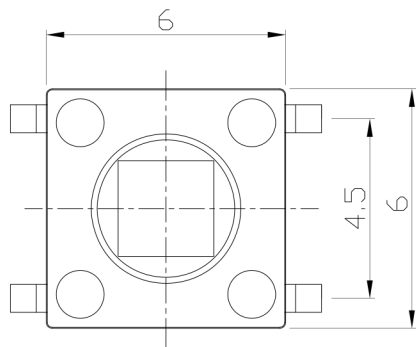
REV.	ECN. NO.	APPD.

### DIMENSIONS

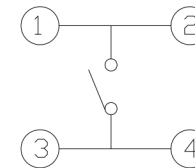


### P.C.B MOUNTING PATTERN DIMENSION

The following soldering patterns are recommended for reflow soldering



### CIRCUIT DIAGRAM



### PRODUCT IMAGE



### ELECTRO-MECHANICAL CHARACTERISTICS

Refer to additional specifications

Rating	DC 12V 50mA	
Contact Resistance	100mΩ Max.	
Travel	0.25 ± 0.1mm	
Operating Force	100,130,160±30gf	250±50gf
Operating Life(cycles)	100,000	Phosphor Bronze
	200,000	Stainless Steel

.X ±0.3	X. ±2'	UNITS mm	<b>东莞市腾兴电子有限公司</b>				
		MAT'L SEE NOTE					
		FINISH SEE NOTE	TITLE: TACT SWITCH	PART NO.: AT-1102T SERIES			
		Q'TY	DR: Ricky 2014/03/25	DWG NO.: ASI-1102T			
THESE DRAWINGS AND SPECIFICATIONS ARE THE PROPERTY OF ACCURATE INNOTECH INC AND SHALL NOT BE REPRODUCED, COPIED OR USED IN ANY MANNER WITHOUT THE PRIOR WRITTEN CONSENT OF ACCURATE INNOTECH INC.			CHKD: Ricky 2014/03/25	SCALE	SHEET	REV.	CUSTOMER DRAWING
			APPD:	1:1	1/1	A	