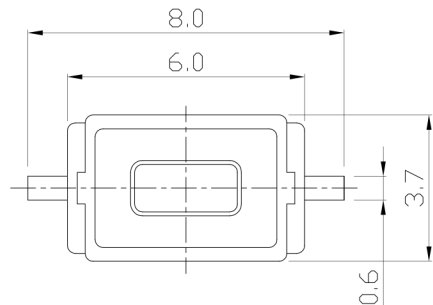




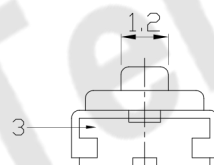
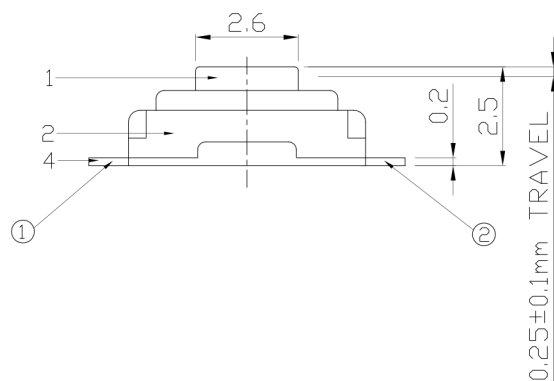
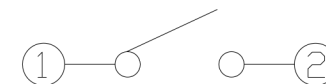
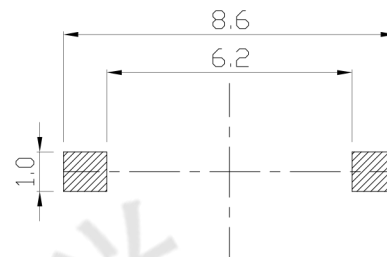
**RoHS Compliant**  
2002/95/EC

REV.	ECN. NO.	APPD.

### DIMENSIONS



### P.C.B MOUNTING PATTERN DIMENSION      CIRCUIT DIAGRAM



### ELECTRO-MECHANICAL CHARACTERISTICS

Refer to additional specifications

Rating	DC 12V 50mA	
Contact Resistance	100mΩ Max.	
Travel	0.25±0.1mm	
Operating Force	180±50gf	250±100gf
Operating Life(cycles)	30,000	

6	SEAL PLATE	PET	1	YELLOW	WITHIN 1.5mm ±0.1	UNITS    mm
5	CONTACT	SUS	1	Ag CLAD	OVER 1.5mm ±0.2	
4	TERMINAL	BRASS STRIP	2	Ag COATING		MAT'L SEE NOTE
3	CASE	PA6T	1	WHITE/BLACK		FINISH SEE NOTE
2	COVER	MILD STEEL	1	Ni PLATED		Q'TY
1	KNOB	PPA	1	RED/BLACK		
NO.	PART NAME	MATERIAL	QTY.	FINISHING		

THESE DRAWINGS AND SPECIFICATIONS ARE THE PROPERTY OF ACCURATE INNOTECH INC AND SHALL NOT BE REPRODUCED, COPIED OR USED IN ANY MANNER WITHOUT THE PRIOR WRITTEN CONSENT OF ACCURATE INNOTECH INC.



**东莞市腾兴电子有限公司**

TITLE: <b>TACT SWITCH</b>	PART NO.: AT-1181F SERIES
DR: <i>Ricky</i> 2017/09/21	DWG NO.: AZJ-1181F
CHKD: <i>Ricky</i> 2017/09/21	SCALE SHEET REV. CUSTOMER 8:1 1/1 A DRAWING
APPD:	